

# Nibley City Budget

Fiscal Year 2021-2022



## OUR MISSION:

Our mission is to make life better for our residents.

## OUR VISION:

We envision a community where residents, businesses, and government work together to develop the city in harmony with its natural environment, historical surroundings, and in accordance with Nibley's General Plan.

## OUR VALUES:

We value fiscally sound municipal services and a safe, attractive, creative and viable community.



Aug 26, 2021

## TABLE OF CONTENTS

<b>Title</b>	<b>Page</b>
Budget Message and Overview	3
Financial Oversight/Fiscal Policies/Budget Timeline/Debt Limit	7
Overall Revenue	10
Budget and Revenue Charts	11
General Fund Overview	12
General Fund Revenue	13
Taxes	14
Licenses and Permits	17
Intergovernmental Revenue	17
Charges for Services	17
Fines/Miscellaneous Revenue	20
Transfers & Administrative Charges	22
Recreation Revenue	23
General Fund Expenditures	25
City Council	26
Court	27
Administration	28
Elections	29
Public Works	30
Non-Departmental	32
Public Safety	34
Streets	37
Sanitation	41
Planning and Building	42
Parks	45
Recreation	48
Class C Streets Fund	53
Municipal Building Authority	54
Emergency Med Services	56
Capital Projects	58
Water Department	63
Sewer Department	68
Stormwater Department	74
Impact Fees	79
FY20-21 Salary Chart	86
Nibley City Pay Grade Chart	87
Organizational Chart	88
Nibley City Overview	89



6/10/2021

Honorable Members of the Nibley City Council and Citizens of Nibley,

I am pleased to present the Nibley City Budget for Fiscal Year 2021-22.

I would like to thank everyone who helps to prepare and manage the City's budget. Our fiduciary responsibility to our residents is among our most sacred duties as public servants. Their efforts to create an open and transparent budget puts government in the hands of the hardworking people who pay to make it happen.

Our goal is as always to maintain our conservative approach to funding City operations; we conservatively project revenues and we do our best to maximize the use of existing resources to maintain or increase levels of service.

Nibley is in a strong financial position. We continue to show progress toward meeting departmental and citywide goals and initiatives. Our budget growth is stable, with our General Fund remaining at approximately \$5 million, and all funds combined totaling more than \$14 million. Recent economic changes related to the COVID-19 pandemic have affected our revenue.

My property tax rate proposal is to continue the City's practice of maintaining the rate at 0.001667, the rate that has historically proven appropriate for sustainably funding City needs. We may wish to revisit this when we finalize the budget in August given the impact of increasing property values in Nibley on taxpayers. We are still in the process of evaluating the latest data from the Assessor and until that is complete, I am not comfortable moving from our longstanding practice that has served our Citizens so well over the years.

I am excited about the future and the opportunities that exist for Nibley City moving forward. I am grateful to the Council, the Planning Commission, staff members and our volunteers for their vision and their dedication to efficient stewardship. I pledge to continue working to make Nibley the best city it can be for our families.

Respectfully submitted,

Shaun Dustin  
Mayor

## **Budget Highlights**

The City's General Fund accounts for the financial resources necessary to carry out basic governmental activities for the City that are not accounted for in other funds. The General Fund supports essential city services such as law enforcement and fire protection, street maintenance, recreation, and parks and open space maintenance. General Fund revenue is collected from taxes (property, sales, and utility), licenses and permits, service fees, fines, and grants.

## **Conservative Revenue Growth**

General Fund revenues in Fiscal Year 21-22 are expected to remain stable. This budget estimates a consistent number of building permits due to several continuing and new subdivision projects being constructed. As of April 14, 2021, there are roughly 67 building lots available in Nibley City. In addition to those existing lots, additional subdivisions and additional phases of current subdivisions are expected to add hundreds of new lots.

Nibley has continued to add new real estate value; 62 new home building permits were issued in calendar year 2020. The City issued 200 total permits over the 12 month period from April 2020 through March 31, 2021, of which 84 were new homes. Budget projections related to home building in the FY 21-22 budget are based on an estimated 50 homes being built in the next fiscal year. Home values have gone up about 5 percent over the past year. Sales tax revenue is expected to continue to grow as Nibley's and Utah's economies and populations grow.

## **Tax Levels and Assessing Fair and Reasonable Fees**

The FY 21-22 budget proposes to keep property tax at the same rate as last year. The City's property tax policy is to annually adjust the property tax rate to the historic rate of 0.001667, the rate that allows the City to maintain services at the current level. When there is growth in real estate value, Cache County will certify a lower rate than Nibley's current property tax rate. Therefore, if Nibley maintains the same rate as the previous year, state law considers that to be a tax increase, which would require the City to hold a Truth in Taxation hearing in August.

The sewer revenue amount in this budget reflects a \$1 rate increase for Nibley utility users, as adopted by the Nibley City Council in 2018. Logan City has increased the sewer treatment fee it charges Nibley. The increased rate being charged by Logan City increases by 10% each July 1<sup>st</sup>, beginning in 2017 and continuing through 2021. The sewer fee Nibley City charges residents is currently \$53 per month. The fee paid to Logan City is increasing due to the cost of constructing a new wastewater treatment facility.

There is a proposed 25 cents per month per residence increase in the residential stormwater fee. This will set the residential stormwater rate at \$8.00 per month. Commercial rates are set by a formula that uses the residential rate as a basis. This increase is part of an incremental fee adjustment recommended in the City's 2013 Capital Facilities Finance Plan prepared by Zion's Bank. The increase was deemed necessary based on infrastructure and compliance requirements placed upon Nibley City by federal and state stormwater regulations.

## **Grant Revenue**

Cache County awarded Nibley City \$315,000 in Recreation Arts Parks and Zoo (RAPZ) grant funding to develop the 20 acres the city purchased west of Virgil Gibbons Heritage Park into a nature park called Firefly Park. The City matched these grants with \$315,000 from the Park Impact Fee Fund. These funds were used to complete the first and second phase of development at Firefly Park. The next phase of construction is expected to install a restroom, class-room type seating, bird hides and fence along the northern boundary.

CARES Nibley City received just over \$600,000 (\$607,866.00) in Cares Act funds. Nibley City allocated those funds to three major categories;

1. Personal Protection Equipment (PPEs) and Sanitization Supplies and Equipment,
2. Remote work/communications/IT/AV equipment, and
3. Items to allow for easier social distancing

Just under \$200,000 was spent on Personal Protective Equipment (PPEs) and Sanitization Supplies and Equipment, with the largest purchase being a Kubota vehicle and sprayer that is being used to sanitize outdoor equipment, including playgrounds, picnic tables etc. The city also replaced chairs used by the public with chairs that are easier to sanitize and replaced the flooring in the community room with flooring that is easier to sanitize. Other items purchased include general cleaning supplies and equipment and personal protective equipment.

Remote work/communications/IT/AV equipment, supplies, and infrastructure was the category that was allotted the most money out of all three categories, totaling more than \$340,000. Some items that were purchased include fiberoptic broadband connections to city buildings and city hall IT equipment upgrades to support remote work and city meeting broadcasting. This included laptops and office equipment, server upgrades, and audio-visual equipment upgrades to allow for broadcasts of public meetings etc.

Approximately \$50,000 was spent on social distancing improvements. The city purchased more bleachers and picnic tables for our parks to allow for people to spread out farther apart from each other, as well as other smaller items such as stanchions and plexiglass barriers for city hall.

American Rescue Plan: Information and details on this money are still forthcoming. It is expected that Nibley City will receive around \$800,000 over two fiscal years. These funds are shown as a neutral budget item. It has been suggested

### **Maintaining Core Services**

As a community, Nibley continues to place the highest of priorities on funding core municipal services to residents. As a result, please note that the FY 21-22 budget reflects the funding of programs and resources across all operating departments that will allow the City to increase or maintain levels of service.

- Continued construction of Firefly Park
- 1200 West and 3200 South Roundabout
- 3200 South Asphalt Replacement
- Construction of missing links in the City's sidewalk and trails network

### **Some planned equipment purchases include:**

- Replacing 7 Leased Pickup Trucks - Stormwater, Parks, Sewer, Recreation/Community Development, City Manager, City Engineer, and Public Works Director.
- Replace Vac-Truck
- Replace one backhoe with a Mini Excavator in lease program

### **Other Key Changes to the Budget**

- New public works inspector position
- Implementation of EMS fee
- Increase in Sheriff's contract
- Capital Projects

There was a fund transfer from General Fund surplus dollars at the end of the 19-20 fiscal year into the Capital Projects Fund. The General Fund transfer was around \$500,000.

**Community Development and Recreation:** The Nibley City Recreation Department is responsible for coordinating sports and recreation programs, pursuing funding opportunities for City recreation, and organizing and supporting cultural events and other community development programs. It has started a new soccer program and is planning future recreation programs, such as Ultimate Frisbee, summer camp, clinics and tournaments, and fitness and family programs. The City will also continue to provide many of the successful programs offered in years past, such as Heritage Days, the BOOnanza, baseball, softball and more.

**Planning:** The planning department has been busy handling subdivision applications in the past year, along with updating ordinances, and made an update to the Capital Project Plan and to the Sewer Master Plan. The City Council has made it a practice to set aside funds on an annual basis for planning. In the next year, Nibley City will work on an update to the City's Stormwater Master Plan. This is particularly important in light of continued rapid growth.

### **Budget Documentation**

Nibley City staff members continue to revise and improve the structure of this budget document in order to make it more easily understandable and compliant with the standard recommended by the Government Finance Officers Association.

### **Qualified and Motivated Workforce**

The ability to provide quality services to Nibley residents is made possible by the City's qualified and motivated workforce. It is Nibley's policy to continue to invest in training and education in order to continue to maintain that standard of quality.

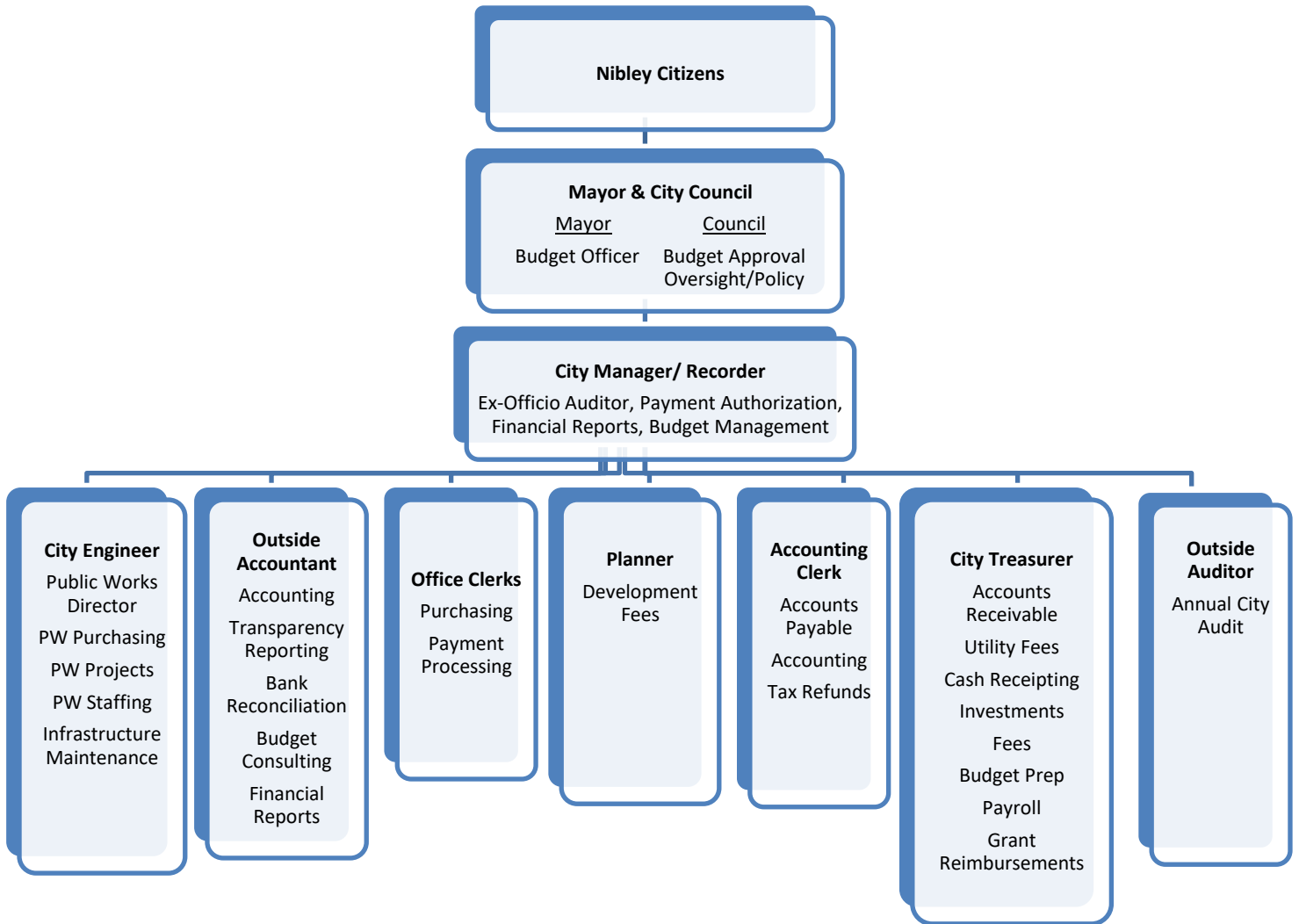
It has also been the City's practice to adjust the employee pay scale by 2% annually as a cost-of-living adjustment. Some Nibley City employees also receive merit pay adjustments until they reach the top of their particular pay grade. The FY 21-22 budget includes the usual COLA of 2% for employees and elected officials and accounts for increases in benefit payment amounts, including retirement contributions.

### **Proposed Timeline for future meetings and approval**

- May 13 – First presentation and adoption of tentative budget
- June 10 – Public Hearing and possible budget workshop
- August 12 or 26 – Truth in Taxation Hearing and Final Adoption



## Nibley City Financial Oversight



## Budget Timeline

<b>January</b>	<ul style="list-style-type: none"><li>• Make any mid-year adjustments to current fiscal-year budget</li><li>• Begin anticipating upcoming capital projects</li></ul>
<b>February</b>	<ul style="list-style-type: none"><li>• Meet with department heads to review accomplishments and upcoming priorities</li></ul>
<b>March</b>	<ul style="list-style-type: none"><li>• Project expenses for department priorities</li><li>• Compile anticipated revenue worksheets</li><li>• Begin compiling salary/benefit information for upcoming year</li></ul>
<b>April</b>	<ul style="list-style-type: none"><li>• Finance team meets to review projected revenue and expenditures</li><li>• Prepare initial draft of budget</li></ul>
<b>May</b>	<ul style="list-style-type: none"><li>• Present tentative budget to the City Council by the first meeting in May</li><li>• Council workshops of budget (As needed)</li><li>• Public hearing on budget</li></ul>
<b>June</b>	<ul style="list-style-type: none"><li>• Adoption of the Budget not later than the 24th of June (If no tax increase)</li></ul>
<b>August</b>	<ul style="list-style-type: none"><li>• Truth in Taxation Hearing and Final Adoption</li><li>• Submit budget to State Auditor's office</li><li>• Submit budget for GFOA certification</li></ul>

Should Nibley City find a need to make an amendment to the budget subsequent to its adoption, a public hearing is held prior to adopting changes. Other less-significant budget amendments are made at year-end, as part of the process of adopting an amended current-year budget.

## Fiscal Policies

Nibley City examines statistical and demographic information as part of the financial decision-making process. Nibley City has grown from a population of 2,040 in the 2000 Census to approximately 8,000. More than 40% of the City's population is under the age of 18.

The City currently employs 19 full-time employees, 17 part-time employees, 7 seasonal employees, and has multiple contracted positions, including the City Attorney, Engineers, Auditor, Accountant, and Commercial Building Inspector. Nibley also contracts with other agencies for Court, Library, Wastewater Treatment, Solid Waste Disposal, Fire, Law Enforcement, Prosecuting, Animal Control and Ambulance services.

Nibley City uses the modified-accrual basis for all budgeted funds, which is also used in preparation of the City's annual financial reports. Modified accrual is a governmental accounting method whereby monies are accounted for when they become measurable and available, which typically occurs when the City is invoiced for the payment. Budgets are subject to ongoing review by City staff. The Nibley City Council and public are provided with monthly financial statements to keep them updated on the status of each budget department.

Revenue projections are made by analyzing the City's population and expenditure growth and projecting the upcoming year's growth based on those trends. Expenditures are, to the extent possible, anticipated and projected in the preparation of each department's budget, and most capital expenditures are accounted for in the preparation of Capital Improvement Plans.

In compliance with the requirements of the laws of the State of Utah, Nibley City staff members present a balanced budget to the City Council for adoption. In order to meet the balanced budget requirements, one of the following must occur: revenues exceed expenditures, revenues equal expenditures, or revenue and any appropriated fund balances equal expenditures.

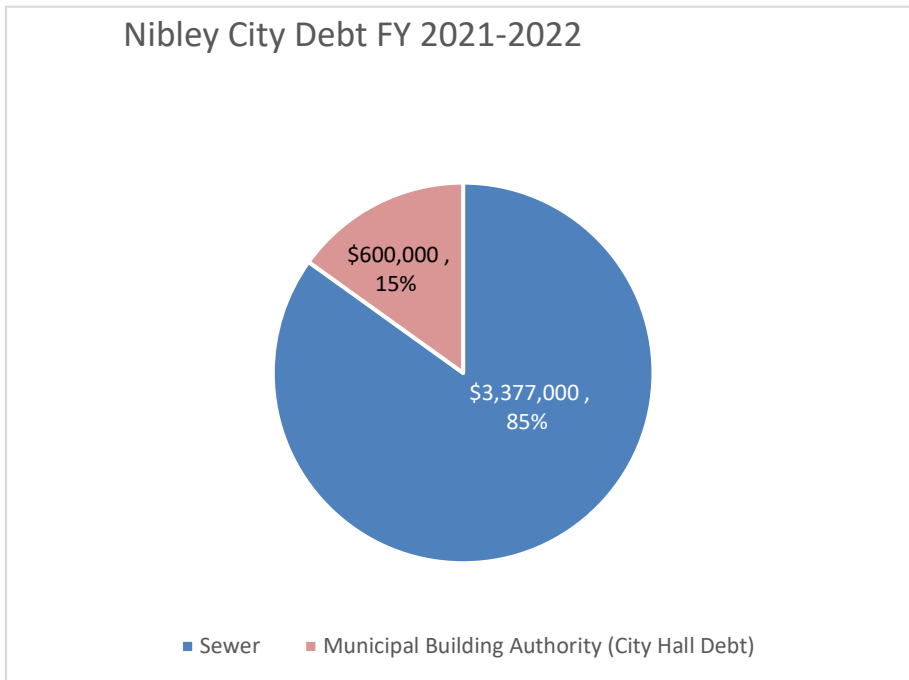


In preparing and executing each fiscal year’s adopted budget, Nibley City adheres to the following principles:

1. Nibley City will practice fiscal conservatism.
2. Nibley City will focus on holistic budget issues and not dedicate unreasonable effort to a single project or item.
3. Nibley City will take responsible steps to pay off the City’s debts in a timely manner.
4. Nibley City will make contributions to the City’s long-term savings, so that the City will be adequately prepared in the event of a fiscal crisis.
5. Nibley City will keep its residents, City Council and staff apprised of budgetary decisions, so that those decisions can be made in a transparent manner.
6. Nibley City recognizes that, from time to time, it may be necessary to update these principles in order to reflect changes in financial planning practices.

### Debt Limit

Estimated Market Value	\$	699,252,940
Legal Debt Limit (4% of market value)	\$	27,970,118
Current Outstanding General Obligation Debt	\$	-
Legal Debt Margin	\$	27,970,118

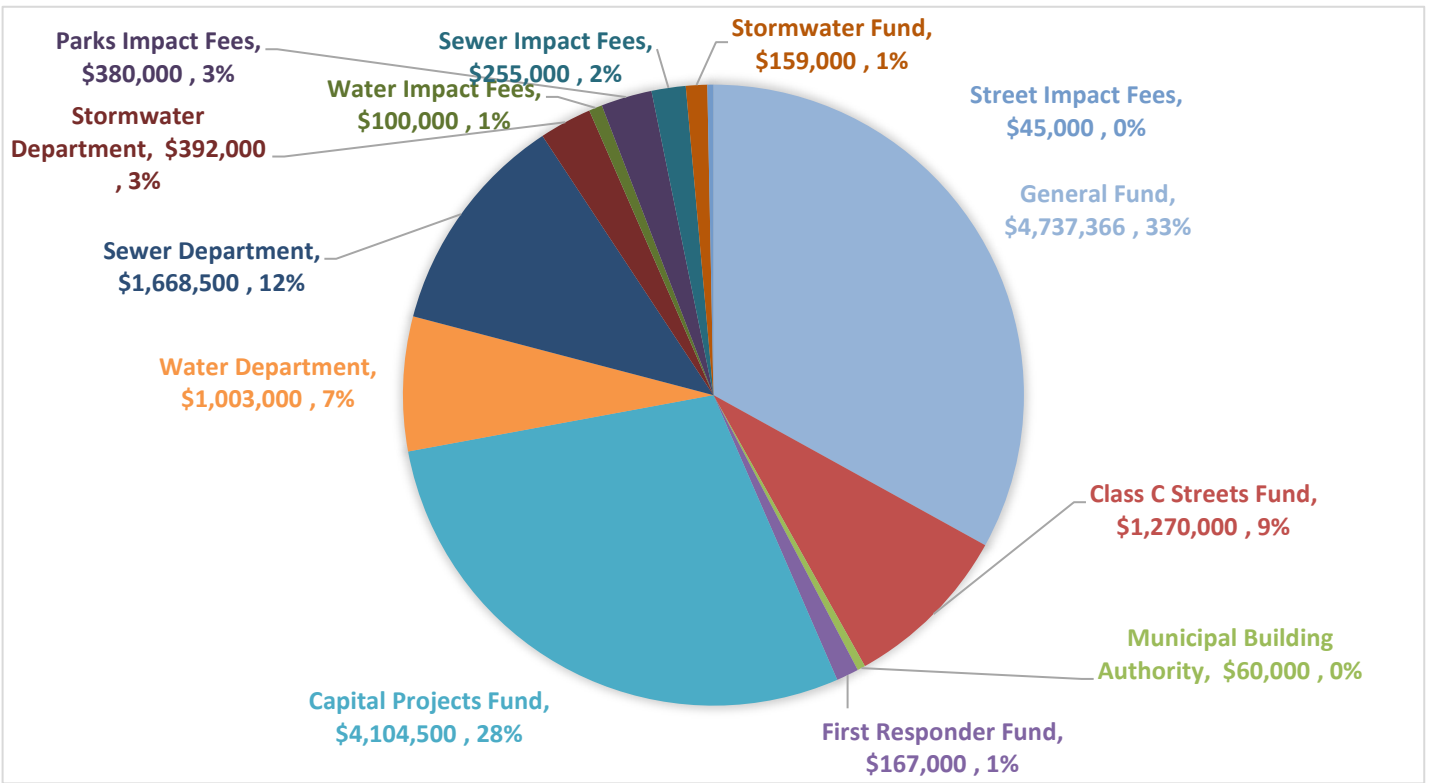


Sewer	\$	3,377,000
Municipal Building Authority (City Hall Debt)	\$	600,000
Total	\$	3,977,000

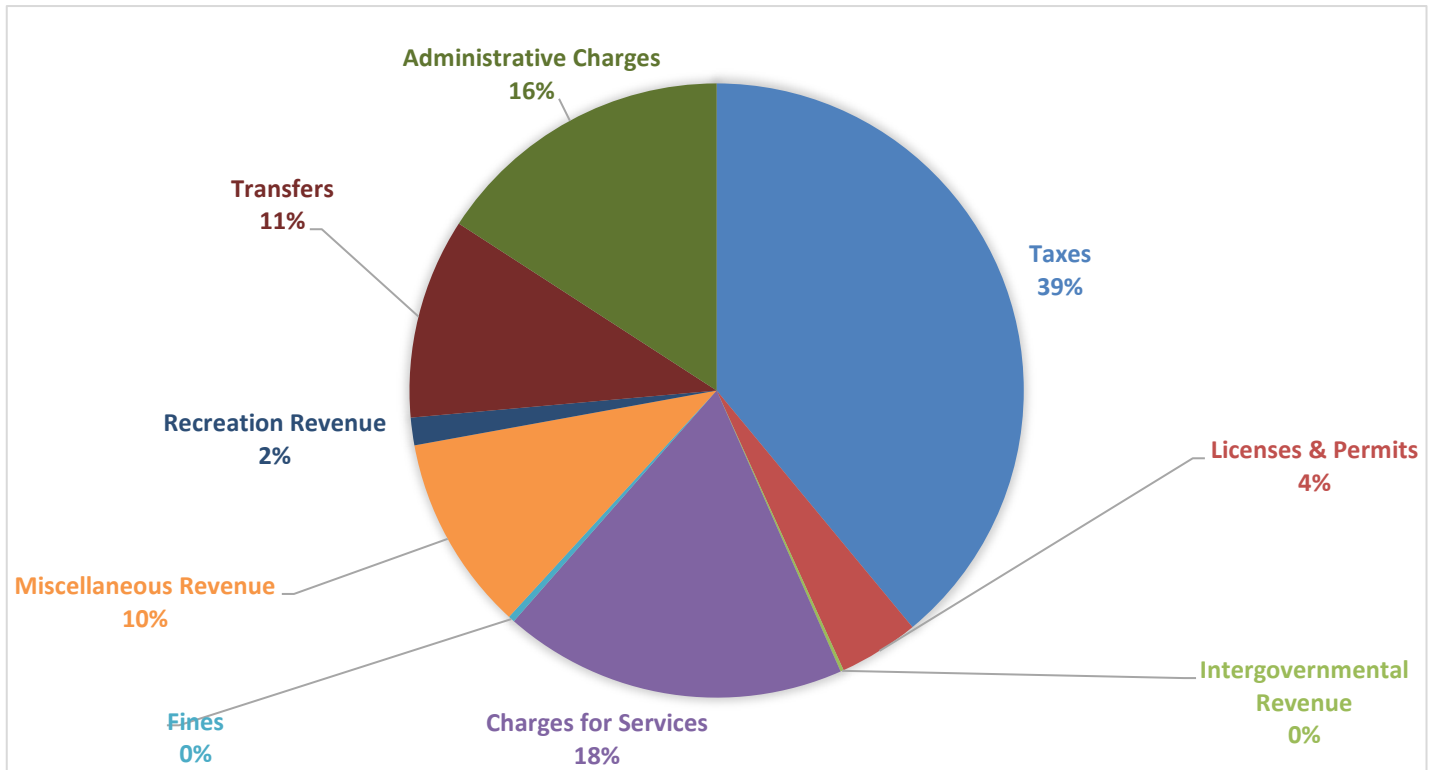
## Overall Revenues

Revenue	Account Number	Actual		Budget FY 2019-20	Final Budget FY 2020-21
		Actual FY 2018-19	Year-to-date FY 2019-20		
General Fund	10	\$ 3,950,960	\$ 4,095,147	\$ 4,513,000	\$ 4,737,366
Class C Streets Fund	11	\$ 325,292	\$ 332,788	\$ 340,000	\$ 1,270,000
Municipal Building Authority	20	\$ 59,909	\$ 46,750	\$ 60,000	\$ 60,000
First Responder Fund	24	\$ 40,791	\$ 28,586	\$ 158,616	\$ 167,000
Capital Projects Fund	45	\$ 45,690	\$ 14,594	\$ 3,890,000	\$ 4,104,500
Water Department	51	\$ 865,743	\$ 813,606	\$ 900,000	\$ 1,003,000
Sewer Department	52	\$ 1,248,935	\$ 1,188,586	\$ 1,136,000	\$ 1,668,500
Stormwater Department	53	\$ 217,707	\$ 200,958	\$ 310,000	\$ 392,000
Water Impact Fees	55	\$ 64,350	\$ 150,150	\$ 100,000	\$ 100,000
Parks Impact Fees	56	\$ 148,500	\$ 526,500	\$ 620,000	\$ 380,000
Sewer Impact Fees	57	\$ 66,675	\$ 314,684	\$ 255,000	\$ 255,000
Stormwater Fund	58	\$ 4,854	\$ -	\$ 165,000	\$ 159,000
Street Impact Fees	59	\$ 467	\$ 62,977	\$ 45,000	\$ 45,000
<b>Total Revenues</b>		<b>\$ 7,039,873</b>	<b>\$ 7,775,326</b>	<b>\$ 12,492,616</b>	<b>\$ 14,341,366</b>

## Nibley City Budget FY 2021/22



## General Fund Revenue FY 2021/22



# General Fund Overview

## Revenue

Revenue	Account Number	Actual			
		Actual FY 2019-20	Year-to-date FY 2020-21	Budget FY 2020-21	Final Budget FY 2021-22
Taxes	10-31	\$ 1,912,715	\$ 1,777,519	\$ 1,714,000	\$ 1,847,350
Licenses & Permits	10-32	\$ 136,924	\$ 238,711	\$ 167,000	\$ 200,000
Intergovernmental Revenue	10-33	\$ 2,905	\$ -	\$ 8,000	\$ 8,000
Charges for Services	10-34	\$ 591,156	\$ 642,171	\$ 640,000	\$ 857,000
Fines	10-35	\$ 20,172	\$ 20,032	\$ 15,000	\$ 16,000
Miscellaneous Revenue	10-36	\$ 143,433	\$ 833,560	\$ 696,000	\$ 489,216
Recreation Revenue	10-37	\$ 82,655	\$ 47,322	\$ 42,000	\$ 68,800
Transfers	10-38	\$ 558,000	\$ -	\$ 588,000	\$ 500,000
Administrative Charges	10-39	\$ 503,000	\$ 535,832	\$ 643,000	\$ 751,000
<b>Total General Fund Revenue</b>		<b>\$ 3,950,960</b>	<b>\$ 4,095,147</b>	<b>\$ 4,513,000</b>	<b>\$ 4,737,366</b>

## Expenditures

Expenditures	Account Number	Actual			
		Actual FY 2019-20	Year-to-date FY 2020-21	Budget FY 2020-21	Final Budget FY 2021-22
City Council	10-41	\$ 39,100	\$ 37,355	\$ 51,000	\$ 51,000
Court	10-42	\$ 80,726	\$ -	\$ -	\$ -
Administration	10-43	\$ 531,479	\$ 511,224	\$ 560,000	\$ 629,000
Elections	10-47	\$ 2,996	\$ -	\$ 2,000	\$ 10,000
Public Works	10-48	\$ 220,860	\$ 207,446	\$ 408,000	\$ 438,000
Non-Departmental	10-50	\$ 338,572	\$ 189,198	\$ 754,000	\$ 1,178,216
Public Safety	10-54	\$ 267,733	\$ 344,009	\$ 357,500	\$ 481,700
Streets	10-60	\$ 221,352	\$ 215,677	\$ 276,000	\$ 288,000
Sanitation	10-62	\$ 534,311	\$ 470,625	\$ 512,000	\$ 552,000
Planning & Zoning	10-68	\$ 259,049	\$ 251,175	\$ 263,000	\$ 335,500
Parks	10-70	\$ 338,662	\$ 294,852	\$ 362,000	\$ 456,000
Community Development & Recreation	10-75	\$ 198,848	\$ 190,325	\$ 298,000	\$ 317,950
<b>Total General Fund Expenditures</b>		<b>\$ 3,033,688</b>	<b>\$ 2,711,886</b>	<b>\$ 3,843,500</b>	<b>\$ 4,737,366</b>

<b>Surplus/(Deficit)</b>	<b>\$ 917,272</b>	<b>\$ 1,383,261</b>	<b>\$ -</b>
<b>Beginning Cash Balance (est.)</b>			<b>\$ 1,664,289</b>
<b>Reserves (Fund Balance App.)</b>			<b>\$ (500,000)</b>
<b>Ending Cash Balance (est.)</b>			<b>\$ 1,164,289</b>



# General Fund Revenue

## Revenue

The Revenue section of the budget shows funds received by Nibley City from various sources, including taxes, fees for permits and licenses, grant funds etc.

## Taxes

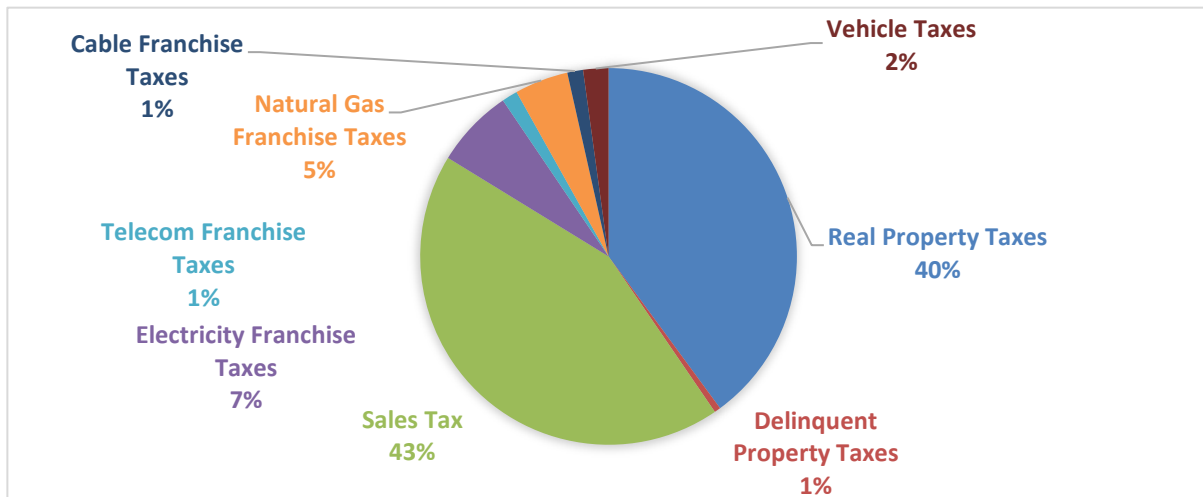
The Taxes portion of the Revenue section of the budget accounts for funds received by Nibley City from taxes on property, sales, utilities and vehicles.

From the table below, it is clear that Nibley's primary revenue sources are 1) Sales Tax from state sales tax redistribution, and 2) Property Taxes. Nibley's taxation policy should therefore support state sales tax laws that sustain this revenue and the management of staff and finances to maintain an attractive, quality community that is friendly to property owners and supportive of high property values.

### General Fund Revenue: Taxes

Revenue	Account Number	Actual FY 2019-20	Actual Year-to-date FY 2020-21	Budget FY 2020-21	Final Budget FY 2021-22
<b>Taxes</b>					
Real Property Taxes	10-31-110	\$ 673,227	\$ 703,164	\$ 614,000	\$ 737,350
Delinquent Property Taxes	10-31-120	\$ 7,850	\$ 9,145	\$ 10,000	\$ 10,000
Sales Tax	10-31-130	\$ 834,800	\$ 810,058	\$ 800,000	\$ 800,000
Electricity Franchise Taxes	10-31-140	\$ 129,529	\$ 112,698	\$ 125,000	\$ 125,000
Telecom Franchise Taxes	10-31-141	\$ 25,791	\$ 13,645	\$ 25,000	\$ 25,000
Natural Gas Franchise Taxes	10-31-142	\$ 89,696	\$ 74,123	\$ 80,000	\$ 85,000
Cable Franchise Taxes	10-31-143	\$ 22,790	\$ 30,784	\$ 20,000	\$ 25,000
Vehicle Taxes	10-31-150	\$ 44,752	\$ 23,902	\$ 40,000	\$ 40,000
CVTD (Pass Through)	10-31-160	\$ 84,280	\$ -	\$ -	\$ -
<b>Total Taxes</b>		<b>\$ 1,912,715</b>	<b>\$ 1,777,519</b>	<b>\$ 1,714,000</b>	<b>\$ 1,847,350</b>

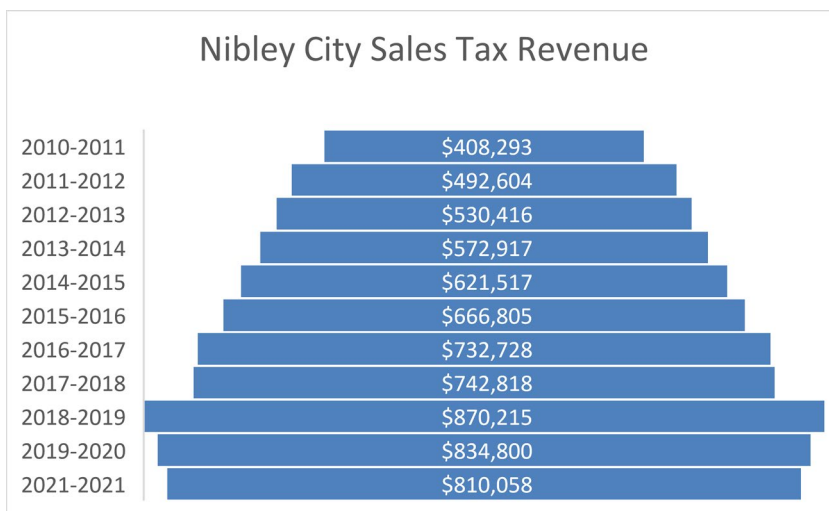
### Tax Revenue FY 2021-22



**10-31-110 Real Property Taxes** – Property tax revenue is determined by multiplying the property tax rate by the value of real property in the City. Property valuations are reviewed by the County annually and new valuations are released by the County each June. Based on the valuations determined by the County, the County adjusts the City’s tax rate to a level that, when multiplied against the new year’s property value, generates the same amount of dollars of revenue for the City as was generated the previous year. That rate is referred to as the Certified Rate. If property values go up, this would result in the certified tax rate going down. In order to allow the property tax revenue to grow with inflation and expansion, and to maintain sustainable and predicable service as the City grows, it is the City’s practice to adjust the City’s tax rate annually. This may be an increase or decrease depending on the state of the economy. If the certified rate is raised or lowered by Cache County, a vote of the City Council is required to adjust the tax rate back to the historic level of 0.001667. In order to adjust the rate up to the historical rate, the City is required to hold Truth in Taxation Hearing. If necessary, this hearing is held in August. Homeowners are taxed on 55% of the value on their primary residence.

**10-31-120 Delinquent Property Taxes** – These are property taxes that were not paid during the year they were due but were received this year.

**10-31-130 Sales Tax** – These are taxes that are collected from retail sales both in Nibley and throughout the state. For every dollar spent in Nibley, one cent is set aside for cities as the municipal share. Nibley City receives 50% of all the municipal share sales taxes generated within Nibley City; the rest of that sales tax goes to the state’s population pot. Sales tax generated in Nibley accounts for about 15% of the City’s total sales tax revenue, with about 85% coming from statewide population redistribution. Nibley City receives taxes from the state’s population pot based on Nibley City’s total population. Sales taxes are collected each month and then distributed about 25 days after the last day of the month that the tax is due. The Sales Tax rate in Nibley is 7%. Of that, 4.85% goes to the state, 1% goes to the municipal share, as described above, 0.25% goes to the county, 0.30% goes to CVTD, 0.50% goes to Cache County for transportation and 0.10% goes to the county for Recreation, Arts, Parks, and Zoo (RAPZ) Tax.



**10-31-140, 141,142, 143 Franchise Taxes** – Revenue generated from taxes and fees paid by utility customers, as well as taxes collected by the utility companies that are operated in the city. Franchise agreements are in place with Rocky Mountain Power, Dominion Energy, Comcast, Digital First Telecom and CenturyLink.

**10-31-150 Vehicle Taxes** – Revenue generated from the taxes the city receives from vehicle registrations of city residents' vehicles. These taxes are collected and distributed by Cache County once each month.



## Licenses and Permits

The Licenses and Permits portion of the Revenue section of the budget accounts for funds received by Nibley City from residents and businesses as fees for permits and licenses.

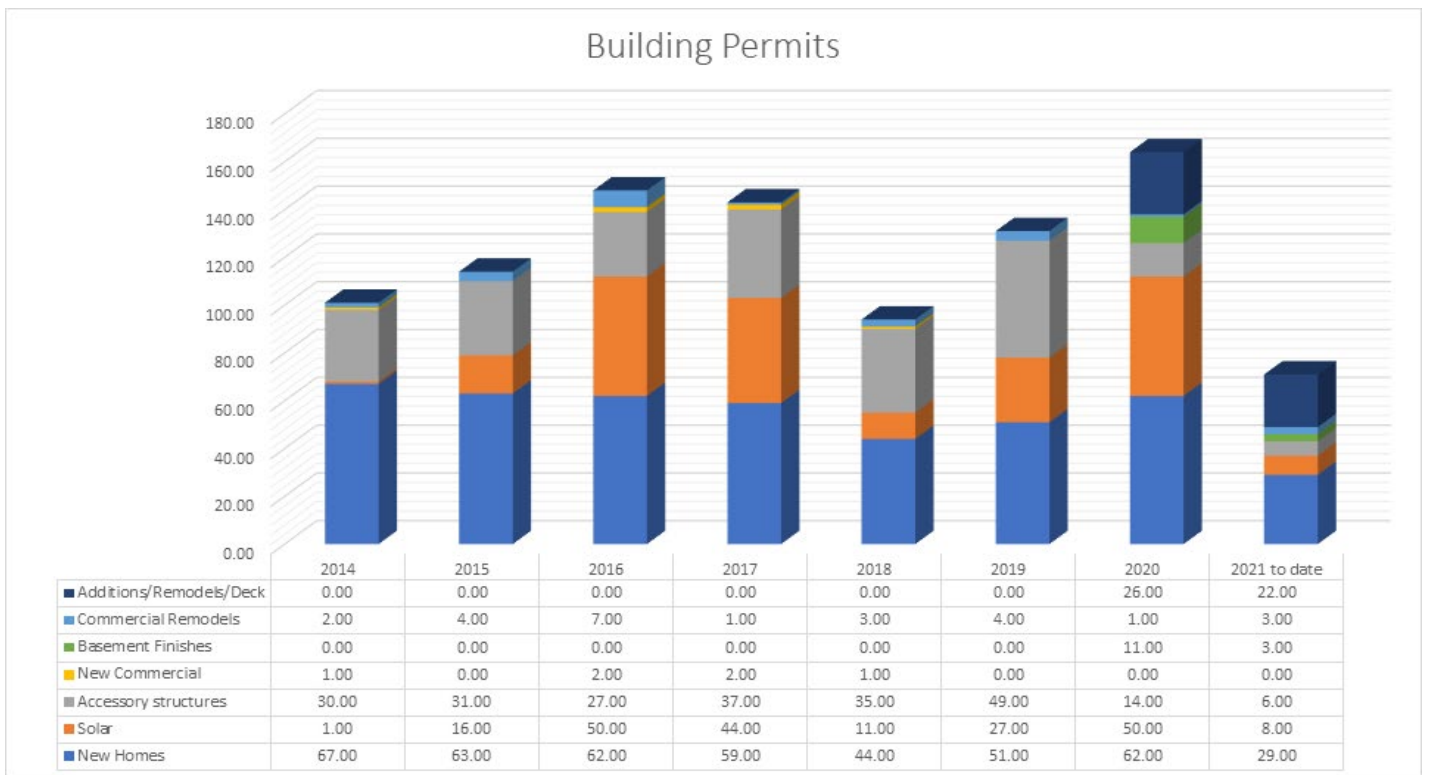
### General Fund Revenue: Licenses, Permits, Intergovernmental Revenue, and Charges For Services

Revenue	Account Number	Actual FY 2019-20	Actual Year-to-date FY 2020-21	Budget FY 2020-21	Final Budget FY 2021-22
<b>Licenses and Permits</b>					
Building Permits	10-32-210	\$ 129,133	\$ 212,894	\$ 150,000	\$ 180,000
Business Licenses & Fees	10-32-220	\$ 2,491	\$ 8,410	\$ 9,000	\$ 9,000
Fire Inspection Fee	10-32-225	\$ 10	\$ 200	\$ 500	\$ 500
Dog Licenses	10-32-250	\$ 5,140	\$ 17,207	\$ 7,000	\$ 10,000
Multi-Dog License	10-32-251	\$ 150	\$ -	\$ 500	\$ 500
<b>Total Licenses and Permits</b>		<b>\$ 136,924</b>	<b>\$ 238,711</b>	<b>\$ 167,000</b>	<b>\$ 200,000</b>
<b>Intergovernmental Revenue</b>					
Grant - Children's Theatre	10-33-322	\$ 2,905	\$ -	\$ 5,500	\$ 5,500
Grant - Miscellaneous	10-33-323	\$ -	\$ -	\$ 2,500	\$ 2,500
<b>Total Intergovernmental</b>		<b>\$ 2,905</b>	<b>\$ -</b>	<b>\$ 8,000</b>	<b>\$ 8,000</b>
<b>Charges For Service</b>					
Comm. Center Dispatch	10-34-410	\$ 69,353	\$ 66,670	\$ 70,000	\$ 70,000
Planning Review & Inspection	10-34-420	\$ 4,503	\$ 14,170	\$ 5,000	\$ 45,000
Development Fees Reimbursed	10-34-422	\$ 18,464	\$ 39,017	\$ 20,000	\$ 60,000
Refuse Collection Charges	10-34-430	\$ 498,836	\$ 521,318	\$ 540,000	\$ 540,000
Community Center Rental	10-34-431	\$ -	\$ 596	\$ 5,000	\$ 5,000
EMS Charges	10-34-435	\$ -	\$ 400	\$ -	\$ 137,000
<b>Total Charges for Service</b>		<b>\$ 591,156</b>	<b>\$ 642,171</b>	<b>\$ 640,000</b>	<b>\$ 857,000</b>

**10-32-210 Building Permits** – Revenue generated from building permits. There were a total of 164 total building permits in calendar year 2020, 62 of which were new home permits.

The building permit fee on a home averages \$1,500 per home. In addition to the budgeted revenue that would come from new home permits, additional revenue is anticipated for other permits as well, such as for remodels, solar permits, and commercial permits.

The graph below shows the trend in building permits from FY14-15, FY15-16, FY16-17 and FY17-18, FY18-19, FY 19-20, FY 20-21 including the breakdown for the types of permits. As of March 31, 2021, the City had issued 42 new home permits in past 12 months.



**10-32-220 Business Licenses & Fees** - Revenue generated from business license fees, which include: \$30 for a home-based business and \$150 for a commercial business. The City currently has 135 home-based businesses and 23 commercial businesses.

**10-32-225 Fire Inspection Fee** - Revenue generated from commercial business license fire inspection fees. The fee is collected by Nibley from the business at the time apply for, or renews their business license. Cache County conducts the inspection, and then bills Nibley City for the inspection.

**10-32-250 Dog Licenses** - Revenue generated from dog license fees, which include: \$15 for spayed/neutered dogs or \$25 for unaltered dogs. Revenue is used to pay for animal control services provided by the Sheriff's office. See expenditure account 10-54-360 for reference.

**10-32-251 Multi-Dog License** - Revenue generated from multi-dog license fees, which are \$30 for a multi-dog license for up to 3 dogs. Revenue is used to pay for animal control services provided by the Sheriff's office. See expenditure account 10-54-360 for reference.

## **Intergovernmental Revenue**

*The Intergovernmental Revenue portion of the Revenue section of the budget shows funds received by Nibley City from other government agencies, which often include grant funds.*

**10-33-322 Children's Theatre Grants** - Revenue generated from anticipated grants including: a \$1,000 RAPZ grant, a \$2,000 Rocky Mountain Power Grant, a \$750 Utah Division of Arts & Museum Grant, and \$500 from T-shirt sales. Due to cancellation of the 2020 play, the Theatre is rolling over some of the grant funds to the next fiscal year.

**10-33-323 Grants Miscellaneous** - Revenue generated from economic development, public safety or other grant sources.

## **Charges for Services**

*The Charges for Services portion of the Revenue section of the budget shows funds received by Nibley City as charges for services provided by the City.*

**10-34-410 Communications Center-Dispatch** - Revenue generated from a \$3 per residence and business monthly charge to pay for the countywide dispatch center. This charge is passed on to Logan City through expense account 10-54-440. The \$2 dispatch center fee provides funds to support the Countywide 911 Emergency Dispatch Center and the \$1 Radio Fee provides funds to support the radio and antenna infrastructure around the county that is used by public safety agencies.

**10-34-420 Planning Review and Inspection Fees** - Revenue generated for application fees, such as for submission of a final plat, to pay for items reviewed by the Planning Commission. This account is also used to account for the \$200 fee for a land use appeal hearing. Those hearings typically only occur a couple of times per year. The cost for the hearing officer is \$150 for a hearing. This account also will receive revenue from charging for development review and inspection fees.

**10-34-422 Development Fees Reimbursement** - Revenue generated from developers who reimburse the City for fees the City incurs such as: street lights, concrete collars and trees, engineering and legal reviews.

**10-34-430 Refuse Collection Service Fees** - Revenue generated from fees paid by residents for garbage, recycling and green waste collection services. Revenue is passed through to Logan City through expenditure account 10-62-320. The City charges an extra 25 cents per can for an administrative fee in addition to what Logan charges for the services.

**10-34-431 Community Center Rental Fees** - Revenue generated from Community Center/Council Chambers rentals. Community Rental Fees are: Resident Small Gathering \$50, Resident Large Gathering \$150, Non-Resident Small Gathering \$100, Non-Resident Large Gathering \$300.

**10-34-435 EMS Charges** - Revenue generated from a \$6 per residence and business monthly charge to pay for the countywide EMS program. This charge is passed on to Cache County through expense account 10-54-330.

## General Fund Revenue - Fines/Misc. Revenue

Revenue	Account Number	Actual		Budget FY 2020-21	Final Budget FY 2021-22
		Actual FY 2019-20	Year-to-date FY 2020-21		
Court Fines	10-35-510	\$ 20,172	\$ 20,032	\$ 15,000	\$ 15,000
Administrative Fines	10-35-515	\$ -	\$ -	\$ -	\$ 1,000
<b>Total Fines</b>		<b>\$ 20,172</b>	<b>\$ 20,032</b>	<b>\$ 15,000</b>	<b>\$ 16,000</b>

### Miscellaneous Revenue

Interest Earnings	10-36-610	\$ 145,570	\$ 38,611	\$ 40,000	\$ 40,000
Sale of Surplus Equipment	10-36-670	\$ 300	\$ 100	\$ -	\$ -
House Rent	10-36-683	\$ 12,600	\$ 10,200	\$ 12,000	\$ 12,000
Penalties	10-36-684	\$ 1,864	\$ 3,393	\$ 500	\$ 1,500
Damage To City Property Reim.	10-36-686	\$ 1,846	\$ 282	\$ 500	\$ 500
Miscellaneous Revenue	10-36-690	\$ (21,147)	\$ 171,558	\$ 10,000	\$ 10,000
Land Leases	10-36-691	\$ 2,400	\$ 1,530	\$ 3,000	\$ 3,000
American Rescue Plan Act	10-36-696	\$ -	\$ 607,886	\$ 630,000	\$ 422,216
<b>Total Miscellaneous Revenues</b>		<b>\$ 143,433</b>	<b>\$ 833,560</b>	<b>\$ 696,000</b>	<b>\$ 489,216</b>

### Fines

*The Fines portion of the Revenue section of the budget accounts for fines received by Nibley City from the Justice Court.*

**10-35-510 Court Fines** - Revenue generated from fines paid to the Hyrum City Justice Court for violations in Nibley that are passed on to Nibley through an interlocal agreement with Hyrum. The cities split the revenue and then expenses for defense are deducted from Nibley's half.

**10-35-515 Administrative Fines** - Revenue generated from nuisance ordinance citations.

### Miscellaneous Revenue

*The Miscellaneous Revenue portion of the Revenue section of the budget accounts for funds received by Nibley City from a variety of sources.*

**10-36-610 Interest Earnings** - Revenue generated from interest earned by the City on all fund balances of money held in interest-bearing accounts. The interest is apportioned out once per year at the end of the fiscal year to each of the individual funds based on the percentage of each total fund balance.

**10-36-670 Sale of Surplus Equipment** - No funds are budgeted in this account this year.

**10-36-683 House Rent** - Revenue generated from this account is for the houses located at 3184 S Main, 3196 S Main, and 1221 W 3200 S. The City purchased the houses in anticipation of realignments of 3200 South.

**10-36-684 Penalties** - Revenue generated from penalties/fees related to bank charges and late fees.

**10-36-686 Reimbursement for Damage to City Property** - Revenue generated for reimbursement from an individual or company if damage is done to any City property. A common source is motor vehicle accidents that damage trees or infrastructure.

**10-36-690 Miscellaneous Revenue** - Revenue for which there is not an associated revenue account.

**10-36-691 Land Leases** - Revenue generated from rent paid by individuals leasing city-owned properties.

**10-36-696 American Rescue Plan Act** - Funds allocated from the federal government for expenses related to the COVID-19 pandemic.

## General Fund Revenue: Transfers & Administrative Charges

Revenue	Account Number	Actual		Budget FY 2020-21	Final Budget FY 2021-22
		Actual FY 2019-20	Year-to-date FY 2020-21		
<b>Transfers</b>					
Appropriated Fund Balance	10-38-890	\$ 558,000	\$ -	\$ 500,000	\$ 500,000
First Responders Transfer to General	10-38-891	\$ -	\$ 73,331	\$ 88,000	\$ -
		<b>\$ 558,000</b>	<b>\$ -</b>	<b>\$ 588,000</b>	<b>\$ 500,000</b>
<b>Administrative Charges</b>					
Water	10-39-700	\$ 226,000	\$ 234,166	\$ 281,000	\$ 335,000
Sewer	10-39-701	\$ 226,000	\$ 234,166	\$ 281,000	\$ 335,000
Stormwater	10-39-702	\$ 51,000	\$ 67,500	\$ 81,000	\$ 81,000
<b>Total Administrative Charges</b>		<b>\$ 503,000</b>	<b>\$ 535,832</b>	<b>\$ 643,000</b>	<b>\$ 751,000</b>
<b>Total General Fund Revenues</b>		<b>\$ 3,950,960</b>	<b>\$ 4,095,147</b>	<b>\$ 4,513,000</b>	<b>\$ 4,737,366</b>

### Transfers & Administrative Charges

*The Administrative Charges portion of the Revenue section of the budget shows funds transferred into the General Fund from enterprise funds.*

**10-38-890 Appropriated Fund Balance** - This account is used to allocate funds from the existing fund balance.

**10-38-891 First Responder's Transfer to General Fund** - No funds are budgeted in this account this year.

**10-39-700, 701 and 702** - Enterprise funds (water, sewer, stormwater) reimburse the General Fund for costs incurred in managing and operating the utility operations. An analysis is performed each year to examine the administrative costs and the costs are adjusted accordingly. These costs include staff, software, equipment, facilities, vehicles etc.

## General Fund Revenue - Recreation

Revenue	Account Number	Actual		Budget FY 2020-21	Final Budget FY 2021-22
		Actual FY 2019-20	Year-to-date FY 2020-21		
Field Rental	10-37-440	\$ 2,215	\$ 1,699	\$ 4,000	\$ 5,000
Youth & Adult Programs	10-37-442	\$ 29,289	\$ 38,978	\$ 20,000	\$ 43,000
Nibley Fitness	10-37-444	\$ 2,241	\$ 1,876	\$ 2,000	\$ 2,700
Fitness Programs	10-37-445	\$ 1,600	\$ 1,899	\$ 2,000	\$ 2,500
Special Events	10-37-446	\$ 40	\$ -	\$ 500	\$ 600
Rec Rental Equipment	10-37-450	\$ 20	\$ 5	\$ -	\$ 900
Park/Pavilion Rental Fees	10-37-460	\$ 1,450	\$ 1,700	\$ 2,000	\$ 2,200
Heritage Days	10-37-660	\$ 68	\$ 500	\$ 7,000	\$ 7,000
Youth Council Revenue	10-37-661	\$ 1,207	\$ -	\$ 2,000	\$ 2,500
Nibley Royalty	10-37-662	\$ 920	\$ 665	\$ 1,000	\$ 900
Sponsorships	10-37-665	\$ 1,250	\$ -	\$ 1,500	\$ 1,500
Recreation Grants	10-37-700	\$ 42,355	\$ -	\$ -	\$ -
<b>Total Recreation</b>		<b>\$ 82,655</b>	<b>\$ 47,322</b>	<b>\$ 42,000</b>	<b>\$ 68,800</b>



## **Recreation Revenue**

*The Recreation Revenue portion of the Revenue section of the budget shows funds received by Nibley City as charges for programs and events run by the City's Recreation Department.*

**10-37-440 Field Rental** - Revenue generated from the rental of Nibley City recreational fields.

**10-37-442 Youth & Adult Programs** - Revenue generated from Youth Baseball, Softball, Ultimate Frisbee, Super STARt Programs, Youth Soccer, Summer Camp, Clinics and Tournaments and adult drop- in soccer for fall and spring. This is tied into expenditure account 10-75-515.

**10-37-444 Nibley Fitness** - Revenue generated from fitness classes hosted by the City. This is associated with expenditure account 10-75-670.

**10-37-445 Fitness Programs** - Revenue generated from recreation races hosted by the City. This is associated with expenditure account 10-75-670.

**10-37-446 Special Events** - Revenue generated from events such as Daddy Daughter Dance and Mommy Son Adventure or the talent show. This is associated with expenditure account 10-75-540.

**10-37-450 Rec Rental Equipment** - Revenue generated from equipment available to rent for family reunions, family nights, youth groups, etc. This is tied into expenditure account 10-75-500.

**10-37-460 Park/Pavilion Rental Fees** - Revenue generated from park/pavilion rentals. This is separate from field rentals above.

**10-37-660 Heritage Days Revenue** - Revenue generated through Heritage Days activities and sponsorships.

**10-37-661 Youth Council Revenue** - Revenues generated by Youth Council fundraisers and donations.

**10-37-662 Nibley Royalty** - Revenue generated through participation fees and donations.

**10-37-665 Sponsorship** - Revenue from recreation sponsor donations.

**10-37-700 Recreation Grants** - No grant funds are anticipated this year.





# General Fund Expenses

## City Council

Expenses	Account Number	Actual		Budget	Final Budget
		Actual FY 2019-20	Year-to-date FY 2020-21	FY 2020-21	FY 2021-22
Salaries & Wages	10-41-110	\$ 29,850	\$ 27,962	\$ 33,000	\$ 33,000
Employee Benefits	10-41-130	\$ 6,537	\$ 6,441	\$ 7,000	\$ 7,000
Education, Travel & Training	10-41-230	\$ 2,474	\$ 2,508	\$ 10,000	\$ 10,000
Mayor's Discretionary	10-41-620	\$ 239	\$ 444	\$ 1,000	\$ 1,000
<b>Total Mayor/Council Expenditures</b>		<b>\$ 39,100</b>	<b>\$ 37,355</b>	<b>\$ 51,000</b>	<b>\$ 51,000</b>

**10-41-110 Salaries & Wages** - Funds allocated for Councilmember and Mayor stipends. The City's policy is to adjust the stipend annually at the same rate as it is adjusted for other employees. A 2% COLA is being proposed in this budget for employees. If that same COLA is applied to these stipends, the Mayor's stipend increases by \$18 to \$862 per month, and the councilmembers stipend by \$7 to \$344 per month.

**10-41-130 Employee Benefits** - Funds allocated to be paid for Social Security & Medicare withholdings, and telephone/data allowances.

**10-41-230 Education, Training & Travel** - Funds allocated for hotel costs, mileage, and per diem. The amount is to cover costs for councilmembers and companions to attend the Utah League of Cities & Towns Annual and Mid-Year Conferences and other travel and training.

**10-41-620 Mayor's Discretionary** - Funds allocated at the Mayor's discretion for city-related needs.

## The Nibley City Council



*From left to right: Nathan Laursen, Kay Sweeten, Mayor Shaun Dustin, Kathryn Beus, Tom Bernhardt, and Norman Larsen*

## Court

Expenses	Account Number	Actual		Budget FY 2020-21	Final Budget FY 2021-22
		Actual FY 2019-20	Year-to-date FY 2020-21		
Salaries & Wages	10-42-110	\$ 78,077	\$ -	\$ -	\$ -
Employee Benefits	10-42-130	\$ (651)	\$ -	\$ -	\$ -
Education, Travel & Training	10-42-230	\$ -	\$ -	\$ -	\$ -
Office Supplies	10-42-240	\$ -	\$ -	\$ -	\$ -
Prosecution	10-42-311	\$ 3,300	\$ -	\$ -	\$ -
Witness Fees	10-42-320	\$ -	\$ -	\$ -	\$ -
Defense	10-42-324	\$ -	\$ -	\$ -	\$ -
Interpreter	10-42-326	\$ -	\$ -	\$ -	\$ -
Bailiff Services	10-42-610	\$ -	\$ -	\$ -	\$ -
<b>Total Court Expenditures</b>		<b>\$ 80,726</b>	<b>\$ -</b>	<b>\$ -</b>	<b>\$ -</b>

**10-42-110 Salaries & Wages** - No funds are budgeted in this account this year.

**10-42-130 Employee Benefits** - No funds are budgeted in this account this year.

**10-42-230 Education, Training & Travel** - No funds are budgeted in this account this year.

**10-42-240 Office Supplies** - No funds are budgeted in this account this year.

**10-42-311 Prosecution** - These funds are now accounted for in 10-53-311.

**10-42-320 Witness Fees** - No funds are budgeted in this account this year.

**10-42-324 Defense** - No funds are budgeted in this account this year.

**10-42-326 Interpreter** - No funds are budgeted in this account this year.

**10-42-610 Bailiff Services**- No funds are budgeted in this account this year.

## Administration

Expenses	Account Number	Actual		Budget FY 2020-21	Final Budget FY 2021-22
		Actual FY 2019-20	Year-to-date FY 2020-21		
Salaries & Wages	10-43-110	\$ 316,620	\$ 313,408	\$ 325,000	\$ 337,000
Employee Benefits	10-43-130	\$ 137,018	\$ 128,278	\$ 118,000	\$ 175,000
Education, Travel & Training	10-43-230	\$ 16,582	\$ 13,521	\$ 20,000	\$ 20,000
Memberships & Dues	10-43-300	\$ 6,215	\$ 6,086	\$ 9,000	\$ 9,000
Professional Services	10-43-310	\$ 38,253	\$ 32,950	\$ 42,000	\$ 42,000
Legal Expense	10-43-311	\$ -	\$ -	\$ 5,000	\$ 5,000
Economic Development	10-43-341	\$ 135	\$ 26	\$ 4,000	\$ 4,000
Department Expenditures	10-43-400	\$ 16,656	\$ 16,955	\$ 37,000	\$ 37,000
<b>Total Admin. Expenditures</b>		<b>\$ 531,479</b>	<b>\$ 511,224</b>	<b>\$ 560,000</b>	<b>\$ 629,000</b>

**10-43-110 Salaries & Wages** - Funds allocated for salaries of the following employees:

- City Manager/Recorder
- Treasurer
- Recorder
- Office Specialist/Utility Billing Clerk
- Accounts Payable Clerk
- Custodian
- Office Specialist

A 2% COLA is being proposed for employees.

**10-43-130 Employee Benefits** - Funds allocated are based on premium/contribution changes and increases related to salary changes. Funds include costs for Medicare, Social Security, the Utah Retirement System, and telephone/data allowances.

**10-43-230 Education, Training, & Travel** - Funds are for training conferences and continuing education, including hotel costs, mileage, and per diem, as well as for licenses and certification fees.

**10-43-300 Memberships & Dues** - Funds allocated for professional memberships & dues, which include: the Utah League of Cities and Towns, International City Managers Association, Utah City Managers Association, Utah Municipal Clerk's Association, Utah Government Financial Officers, International Institute of Municipal Clerks, Cache Chamber of Commerce, Service Clubs, Utah Association of Public Treasurers, BRAG Area Recorder's and Clerks Association, Nordic United, and the Cache Mayor's Association.

**10-43-310 Professional Services** - Funds allocated for outside auditing and accounting services.

**10-43-311 Legal Expenses** - Funds allocated for legal services.

**10-43-341 Economic Development** - Funds allocated for economic development training, consulting and related services.

**10-43-400 Department Expenditures** - Funds allocated to cover a variety of general department expenditures.

## Elections

Expenses	Account Number	Actual		Budget FY 2020-21	Final Budget FY 2021-22
		Actual FY 2019-20	to-date FY 2020-21		
Salaries & Wages	10-47-110	\$ 670	\$ -	\$ 500	\$ -
Employee Benefits	10-47-130	\$ 14	\$ -	\$ -	\$ -
Education, Travel & Training	10-47-230	\$ -	\$ -	\$ 500	\$ -
Professional Services	10-47-310	\$ 1,393	\$ -	\$ -	\$ -
Department Expenditures	10-47-400	\$ 919	\$ -	\$ 1,000	\$ 2,000
Cache County	10-47-450	\$ -	\$ -	\$ -	\$ 8,000
<b>Total Election Expenditures</b>		<b>\$ 2,996</b>	<b>\$ -</b>	<b>\$ 2,000</b>	<b>\$ 10,000</b>

**10-47-110 Salaries & Wages** - No funds are budgeted in this account this year.

**10-47-130 Employee Benefits** - No funds are budgeted in this account this year.

**10-47-230 Education, Training, & Travel** - No funds are budgeted in this account this year.

**10-47-310 Professional Services** - No funds are budgeted in this account this year.

**10-47-400 Department Expenditures** - Funds allocated to cover a variety of general department expenditures but will mainly be used to educate the public regarding Rank Choice Voting:

- Designing and mailing an individual flyer with our August utility bill
- Booth at Heritage Days with signage
- Potential RCV lawn signs as are typically used during political campaigns
- Publish public notices
- Inform candidates and the public of legal requirements governing candidates and campaigns

**10-47-450 Cache County** - These funds will be used to pay for the contract with the county to run Rank Choice Voting this municipal election. Funds will pay for postage, ballot printing, ballot counting, poll workers and some publications.



## Public Works

Expenses	Account Number	Actual		Budget FY 2020-21	Final Budget FY 2021-22
		Actual FY 2019-20	Year-to-date FY 2020-21		
Salaries & Wages	10-48-110	\$ 94,311	\$ 88,089	\$ 182,000	\$ 216,000
Employee Benefits	10-48-130	\$ 43,679	\$ 38,941	\$ 82,000	\$ 83,000
Education, Travel & Training	10-48-230	\$ 1,853	\$ 367	\$ 4,500	\$ 4,500
Office Supplies	10-48-240	\$ 2,394	\$ 49	\$ 2,000	\$ 2,000
Uniforms	10-48-247	\$ 7,089	\$ 4,840	\$ 5,000	\$ 7,000
Equipment and Maintenance	10-48-250	\$ 9,108	\$ 15,617	\$ 7,000	\$ 10,000
Vehicle Fuel	10-48-251	\$ 32,901	\$ 22,745	\$ 42,000	\$ 42,000
Vehicle Repair	10-48-252	\$ 12,404	\$ 15,620	\$ 40,000	\$ 30,000
Utilities	10-48-270	\$ 8,522	\$ 9,266	\$ 9,500	\$ 9,500
Memberships & Dues	10-48-300	\$ 629	\$ 731	\$ 3,000	\$ 3,000
Professional Services	10-48-310	\$ -	\$ -	\$ 500	\$ 500
Legal Expense	10-48-311	\$ -	\$ -	\$ 500	\$ 500
Department Expenditures	10-48-400	\$ 274	\$ 3,396	\$ 7,500	\$ 7,500
Engineering Expense	10-48-514	\$ 3,696	\$ 6,274	\$ 8,500	\$ 8,500
Emergency Expenses	10-48-515	\$ -	\$ -	\$ 10,000	\$ 10,000
Safety	10-48-516	\$ 4,000	\$ 1,511	\$ 4,000	\$ 4,000
<b>Total Public Works Expenditures</b>		<b>\$ 220,860</b>	<b>\$ 207,446</b>	<b>\$ 408,000</b>	<b>\$ 438,000</b>

**10-48-110 Salaries & Wages** - Funds allocated for Public Works Director, City Engineer, and 50% of a part-time Public Works Inspector salaries. A part-time public works inspector is being proposed.

**10-48-130 Employee Benefits** - Funds allocated are based on premium/contribution changes and increases related to salary changes. Funds include costs for Medicare, Social Security, the Utah Retirement System, and telephone/data allowances.

**10-48-230 Education, Training, & Travel** - Funds are for training conferences and continuing education, including hotel costs, mileage, and per diem, as well as for licenses and certification fees.

**10-48-240 Office Supplies** - Office supplies for all public works departments.

**10-48-247 Uniforms** - Funds allocated for public works safety and cold weather gear, boots, shirts, etc. This account includes funds for all public works departments' uniform expenses.

**10-48-250 Equipment and Maintenance** - Funds allocated for maintenance of City Hall and Public Works buildings.

**10-48-251 Vehicle Fuel** - Funds allocated for all vehicle fuel expenses. Enterprise departments reimburse the General Fund for these costs through the administrative charges in accounts 10-39-700 through 10-39-702.

**10-48-252 Vehicle Repair** - Funds allocated for all vehicle repairs. Enterprise departments reimburse the General Fund for these costs through the administrative charges in accounts 10-39-700 through 10-39-702.

**10-48-270 Utilities** - Funds allocated for utility costs at the Public Works buildings. Enterprise departments reimburse the General Fund for these costs through the administrative charges in accounts 10-39-700 through 10-39-702.

**10-48-300 Memberships & Dues** - Funds allocated for professional memberships and dues, which include: The American Society of Civil Engineers and the American Public Works Association. These memberships provide opportunities for educational training and networking with other industry professionals across the state. A increase in this account is allocated for the public works inspector.

**10-48-310 Professional Services** - Funds allocated for non-engineering or non-legal professional services.

**10-48-311 Legal Expense** - These funds are for legal services related to Public Works projects.

**10-48-400 Department Expenditures** - Funds allocated for general costs related to the public works department.

**10-48-514 Engineering Expense** - Funds allocated for outside engineering costs related to public works functions.

**10-48-515 Emergency Expense** - Funds allocated for any unforeseen costs due to an emergency.

**10-48-516 Safety** - Funds allocated for safety training, equipment, and incentives.

## Non-Departmental

Expenses	Account Number	Actual		Budget FY 2020-21	Final Budget FY 2021-22
		Actual FY 2019-20	Year-to-date FY 2020-21		
Office Supplies	10-50-240	\$ 4,900	\$ 7,486	\$ 6,000	\$ 6,000
Postage/Shipping	10-50-243	\$ -	\$ 957	\$ 4,000	\$ 4,000
Utility Billing Postage	10-50-245	\$ 10,677	\$ 9,638	\$ 10,000	\$ 12,000
Equipment and Maintenance	10-50-250	\$ 2,899	\$ 1,743	\$ 3,000	\$ 3,000
Utilities	10-50-270	\$ 11,497	\$ 10,069	\$ 13,000	\$ 13,000
Software	10-50-370	\$ 38,270	\$ 35,389	\$ 40,000	\$ 50,000
Bank Charges	10-50-440	\$ 16,084	\$ 9,388	\$ 20,000	\$ 20,000
Insurance Expense	10-50-510	\$ 53,983	\$ 47,111	\$ 60,000	\$ 60,000
Building Lease	10-50-511	\$ 88,100	\$ 46,750	\$ 60,000	\$ 50,000
Emergency Expense	10-50-515	\$ -	\$ -	\$ 10,000	\$ 10,000
Information Technology	10-50-518	\$ 21,704	\$ 15,402	\$ 20,000	\$ 20,000
Community Center	10-50-520	\$ 599	\$ -	\$ 2,000	\$ 2,000
Newsletter	10-50-530	\$ 5,579	\$ 5,265	\$ 6,000	\$ 6,000
Transfer To Capital Projects	10-50-910	\$ -	\$ -	\$ 500,000	\$ 500,000
CVTD Sales Tax (Pass Through)	10-50-920	\$ 84,280	\$ -	\$ -	\$ -
American Rescue Plan Act	10-50-921	\$ -	\$ -	\$ 630,000	\$ 422,216
<b>Total Non-Departmental Expenses</b>		<b>\$ 338,572</b>	<b>\$ 189,198</b>	<b>\$ 754,000</b>	<b>\$ 1,178,216</b>

**10-50-240 Office Supplies** - Office supplies for City Hall.

**10-50-243 Postage/Shipping** - Funds allocated for the costs of mailing/shipping and stamps.

**10-50-245 Utility Billing Postage** - Funds allocated for mailing monthly utility statements.

**10-50-250 Equipment and Maintenance** - Funds allocated for office equipment maintenance; includes copier costs but does not include computers.

**10-50-270 Utilities** - Funds allocated for City Hall utilities: electricity, natural gas, telephone, internet, etc.

**10-50-370 Software** - Funds allocated for Microsoft yearly subscription, Adobe Pro for three subscriptions, Municode, Cloudspeaker Community Alert System, Caselle accounting software, document management, time keeping, business licensing, animal licensing, work orders and permit management software. This account has a slight increase for engineering software programs.

**10-50-440 Bank Charges** - Funds allocated for credit card merchant fees for office, online, and automatic fee for residents' utility payments (Xpress Bill Pay, Sportsites). Also includes bounced check fees (Bank of Utah).

**10-50-510 Insurance Expense** - Funds allocated for insurance premium costs for City vehicles, property, workers compensation and the City's general liability policy.

**10-50-511 Building Lease** - Funds allocated for City Hall bond payments paid through the Municipal Building Authority. See account 20-30-500.

**10-50-515 Emergency Expense** - Funds allocated for unforeseen costs due to an emergency.



**10-50-518 Information Technology** - Funds allocated for IT, server, email, backup and tech support. Funds allocated to repair, replace and upgrade office computers and to host and manage Nibley City's website

**10-50-520 Community Center** - Funds allocated for expenses related to repairs in the city hall community room.

**10-50-530 Newsletter** - Funds allocated for printing the monthly City newsletter.

**10-50-910 Transfer to Capital Project Fund** - This account is used to transfer surplus funds from the General Fund into the Capital Projects Fund.

**10-50-921 American Rescue Plan Act** - Funds allocated from the federal government for expenses related to the COVID-19 pandemic.





# Public Safety

## Public Safety

Expenses	Account Number	Actual		Budget FY 2020-21	Final Budget FY 2021-22
		Actual FY 2019-20	Year-to-date FY 2020-21		
Salaries & Wages	10-54-110	\$ 9,049	\$ 11,809	\$ 12,000	\$ 12,000
Employee Benefits	10-54-130	\$ 610	\$ 899	\$ 2,000	\$ 2,000
Education, Travel, & Training	10-54-230	\$ 311	\$ 20	\$ 3,000	\$ 3,000
Memberships & Dues	10-54-300	\$ -	\$ -	\$ 500	\$ 500
Court Prosecution	10-54-311	\$ -	\$ -	\$ 7,200	\$ 7,200
Sheriff Contract Services	10-54-320	\$ 75,049	\$ 86,220	\$ 86,800	\$ 121,000
Transfer to EMS Services	10-54-330	\$ -	\$ 51,142	\$ 60,000	\$ 167,000
Fire Protection	10-54-340	\$ 67,470	\$ 74,413	\$ 68,000	\$ 75,000
EMS Contract Services	10-54-350	\$ 26,607	\$ 36,389	\$ 24,000	\$ -
Animal Control	10-54-360	\$ 16,663	\$ 19,889	\$ 19,000	\$ 19,000
Department Expenditures	10-54-400	\$ 1,252	\$ 2,949	\$ 6,000	\$ 6,000
Communication Center	10-54-440	\$ 70,722	\$ 60,279	\$ 69,000	\$ 69,000
<b>Total Public Safety Expenditures</b>		<b>\$ 267,733</b>	<b>\$ 344,009</b>	<b>\$ 357,500</b>	<b>\$ 481,700</b>

**10-54-110 - Salaries & Wages** - Funds allocated for a part-time emergency manager.

**10-54-130 Employee benefits** - Funds allocated are based on premium/contribution changes and increases related to salary changes. Funds include costs for Medicare, Social Security, the Utah Retirement System, and telephone/data allowances.

**10-54-230 Education, Training, & Travel** - Funds are for training conferences and continuing education, including hotel costs, mileage, and per diem, as well as for licenses and certification fees. These funds also include CERT training reimbursement up to \$2,000 for Nibley City residents. CERT training costs are \$70.00 per volunteer. Half of this cost can be reimbursed to citizens after completion.

**10-54-300 Memberships and Dues** - Funds allocated for professional memberships & dues.

**10-54-311 Court Prosecution** - Funds allocated for prosecution fees that are paid to Cache County. Funds allocated for prosecution fees \$600 per month for 12 months.

**10-54-320 Sheriff Contract Services** - Funds allocated to fulfill the contracted services provided by the Cache County Sheriff's Office for patrol services, investigations, SWAT, drug task force, and public outreach, such as parades and school assistance. This account has a slight increase per the county contract and is based on an evaluation of actual costs.

**10-54-330 Transfer to EMS Services** - Funds transferred to an internal fund to cover the expense of Emergency Medical Services. See 24-36-603.

**10-54-340 Fire Protection** - Funds allocated to fulfill the contracted amount with the Hyrum City Fire Department. The 2021-2022 fee is \$11.00 per resident per year. The billing is based on 6,747 residents.

**10-54-350 EMS Contract Services** - Nibley's contribution to the Cache County EMS Fund.

**10-54-360 Animal Control** - Funds allocated to fulfill the contracted amount with the Sheriff. Also includes funds for dog licensing software, Cache Humane Society impound agreement, and costs to house impounded dogs. The contracted amount with the Sheriff's office is \$16,640 this year and remains unchanged.

**10-54-400 Department Expenditures** - Funds allocated for costs related to emergency management.

**10-54-440 Communication Center** - Funds allocated to pay 911 Dispatch Center Fee. A \$3 fee is charged on utility accounts to collect these funds. This amount increases each year to account for growth. See 10-34-410.



# Streets Department

# Streets

## MAINTENANCE

**2020-21 saw the dedicated employees in the Nibley Streets Department accomplish the following maintenance projects:**

- Crack sealed roads in preparation for preservation treatments
- Swept all streets in Nibley
- Raise sidewalk and curb and gutter throughout Nibley
- Fabrication of safety equipment for snowplow equipment
- Shoulder 800 West by Logan Coach
- Repainted all crosswalks throughout Nibley
- Patched potholes on city streets to keep the roads safe
- Concrete collars around valves and manholes in new Subdivisions

## CONSTRUCTION

**The final months of 2020-21 and the year 2021-22 will see the department construct these projects:**

- Repaint crosswalks, stop lines and red curb
- Construct missing links in the sidewalk network
- Repair and replace sidewalks hazards
- Crack seal roads – Maintenance
- New subdivision infrastructure inspections



## Streets

Expenses	Account Number	Actual			
		Actual FY 2019-20	Year-to-date FY 2020-21	Budget FY 2020-21	Final Budget FY 2021-22
Salaries & Wages	10-60-110	\$ 57,415	\$ 55,269	\$ 60,000	\$ 60,000
Seasonal Salaries And Wages	10-60-115	\$ -		\$ 4,000	\$ 7,000
Crossing Guard Salaries & Wages	10-60-120	\$ 25,515	\$ 26,392	\$ 43,000	\$ 45,000
Employee Benefits	10-60-130	\$ 30,574	\$ 27,658	\$ 25,000	\$ 29,000
Crossing Guard Benefits	10-60-135	\$ 525	\$ 538	\$ 3,000	\$ 4,000
Education, Travel & Training	10-60-230	\$ 1,149	\$ 2,959	\$ 4,000	\$ 4,000
Equipment and Maintenance	10-60-250	\$ 35,296	\$ 36,629	\$ 32,500	\$ 32,500
New Development Infrastructure	10-60-262	\$ 6,244	\$ 11,000	\$ 11,000	\$ 13,000
Utilities - Crossing Lights	10-60-270	\$ 1,405	\$ 217	\$ 500	\$ -
Utilities - Street Lights	10-60-275	\$ 45,279	\$ 38,427	\$ 50,000	\$ 50,500
House Maintenance	10-60-278	\$ -	\$ -	\$ 1,000	\$ 1,000
Professional Services	10-60-310	\$ -	\$ -	\$ 500	\$ 500
Legal Expense	10-60-311	\$ -	\$ -	\$ 500	\$ 500
Department Expenditures	10-60-400	\$ 1,529	\$ 1,657	\$ 3,000	\$ 3,000
Snow Removal	10-60-450	\$ 10,533	\$ 6,815	\$ 18,000	\$ 18,000
Engineering Expense	10-60-514	\$ 5,888	\$ 8,116	\$ 5,000	\$ 5,000
Emergency Expense	10-60-515	\$ -	\$ -	\$ 10,000	\$ 10,000
Streetlights	10-60-611	\$ -	\$ -	\$ 5,000	\$ 5,000
<b>Total Streets Expenditures</b>		<b>\$ 221,352</b>	<b>\$ 215,677</b>	<b>\$ 276,000</b>	<b>\$ 288,000</b>

The Streets budget includes all expenditures related to the Nibley City Streets Department.

**10-60-110 Salaries & Wages** - Funds allocated for 50% of two full-time employees, the streets/stormwater superintendent and one streets/stormwater employee. The other half of their wages are paid through the Stormwater Department. A 2% COLA is being proposed for employees.

**10-60-115 Seasonal Salaries & Wages** - Funds allocated for 50% of one seasonal employee. The other half of the salary for this seasonal employee is paid out of the Stormwater account 53-40-115.

**10-60-120 Crossing Guard Salaries & Wages** - Funds allocated for wages of six crossing guards at the following locations; Thomas Edison Charter School (1), Nibley Elementary (3), and Heritage Elementary (3). Crossing Guards are supervised by the Streets Superintendent. This is one additional crossing guard to be placed at roundabout.

**10-60-130 Employee Benefits** - Funds allocated are based on premium/contribution changes and increases related to salary changes. Funds include costs for Medicare, Social Security, the Utah Retirement System, and telephone/data allowances.

**10-60-135 Crossing Guard Benefits** - Social Security & Medicare withholdings.

**10-60-230 Education, Training, & Travel** - Funds are for training conferences and continuing education, including hotel costs, mileage, and per diem, as well as for licenses and certification fees.

**10-60-250 Equipment and Maintenance** - Funds allocated for street repair and maintenance (curbs, gutters, sidewalks, signs, striping/markings, etc.). This does not include funds for general pavement maintenance, which is shown in accounts 45-40-734 and 11-40-650.

**10-60-262 New Development Infrastructure** - Funds allocated for city standard street signs and street lights, which are installed at the time of new development. Funds also include water valve and manhole collar costs. The City pays for signs, street lights, collars, etc. up front, and the cost is reimbursed by developers.

**10-60-270 Utilities - Crossing Lights**- Funds allocated for this account have been combined with GL 10-60-278.

**10-60-275 Utilities–Street Lights** - Funds allocated to pay for electricity for all street lights in the city. Rocky Mountain Power charges the City approximately \$16 per month per streetlight. There are currently 260 lights in the City and it is estimated that there will be an additional 10 street lights added during FY 19-20 due to new development. This account also includes school zone crossing light electricity.

**10-60-278 – House Maintenance** - Funds allocated for maintaining the homes purchased for the Right-of-Way at 3200 S and SR-165/Main Street, and 1200 W and 3200 S. The homes are currently being rented out.

**10-60-310 Professional Services** - Funds allocated for non-engineering or non-legal professional services.

**10-60-311 Legal Expense** - Funds allocated for legal services related to street projects.

**10-60-400 Department Expenditures** - Funds allocated for general costs related to the streets department.

**10-60-450 Snow Removal** - Funds allocated to purchase salt and equipment to remove snow and ice on roadways during winter.

**10-60-514 Engineering Expense** - Funds allocated for engineering costs for street-related projects.

**10-60-515 Emergency Expense** - Funds allocated for any unforeseen costs due to an emergency.

**10-60-611 Streetlights** - Funds allocated for streetlights that are not installed by developers.



# Sanitation

Expenses	Account Number	Actual		Budget FY 2020-21	Final Budget FY 2021-22
		Actual FY 2019-20	Year-to-date FY 2020-21		
Professional Services	10-62-310	\$ -	\$ -	\$ -	\$ -
Refuse Collection Services	10-62-320	\$ 532,431	\$ 463,115	\$ 500,000	\$ 540,000
Department Expenditures	10-62-400	\$ 1,880	\$ 386	\$ 10,000	\$ 10,000
Engineering Expense	10-62-514	\$ -	\$ -	\$ -	\$ -
Emergency Expense	10-62-515	\$ -	\$ 7,124	\$ 2,000	\$ 2,000
<b>Total Sanitation Expenditures</b>		<b>\$ 534,311</b>	<b>\$ 470,625</b>	<b>\$ 512,000</b>	<b>\$ 552,000</b>

**10-62-310 Professional Services** - Funds allocated for non-engineering, legal or other professional services.

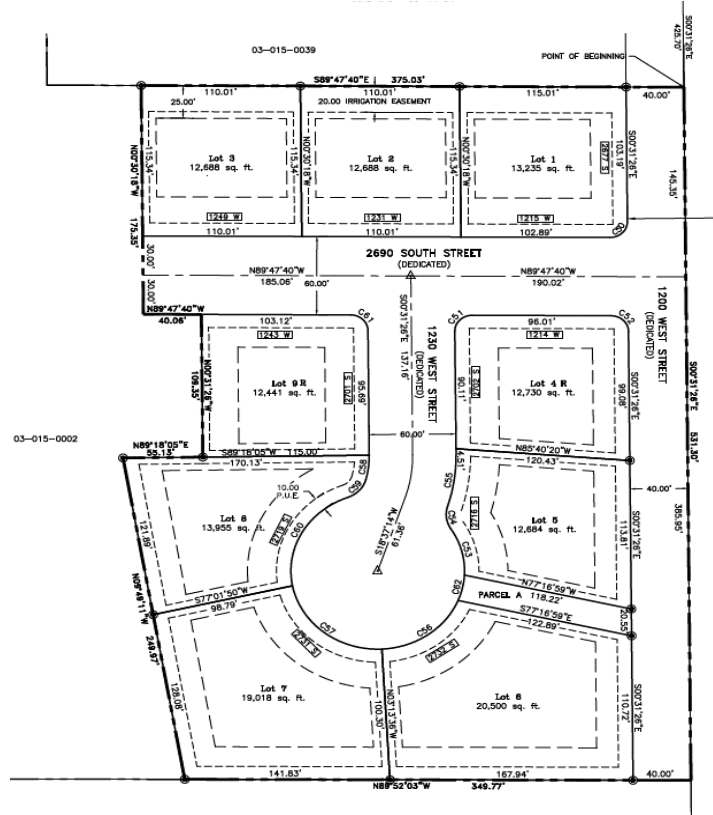
**10-62-320 Refuse Collection Services** - Funds allocated to pay Logan City for garbage, recycling and green waste pick up. Charges are passed through to Nibley residents. Rates are as follows: 90-gallon can \$15.40, 60-gallon can \$13.15, recycle container \$3.00, and a green waste container \$5.00.

**10-62-400 Department Expenditures** - Funds allocated to rent dumpsters for spring cleanup and to dispose of rubbish and recycling dumped at the recycle site.

**10-62-514 Engineering Expense** - Funds allocated for charges from City engineers relating to Sanitation projects.

**10-62-515 Emergency Expense** - Funds allocated for any unforeseen costs due to an emergency.





# Planning & Building

## Planning & Building

In the past year, the Planning Department completed a Community Wildfire Preparedness Plan and worked on updates to the Capital Projects Master Plan and Sewer Master Plan. These master plans will help the City plan for future growth in the face of increased demand on our infrastructure and services. The Planning Department Staff successfully received grants to update the Sewer Master Plan and develop a Transfer Development Rights Ordinance. The Planning Department has also reviewed several subdivision applications, commercial and industrial developments, fence permits, accessory building permits, and conditional use permits during the year. In the 2020-21 Fiscal year, the Planning and Building Department helped write and review 10 new ordinances that have passed, 2 that are still under review and 1 that did not pass.

Nibley has continued to add new real estate value. In 2020, the Planning & Building Staff issued a record-breaking number of permits. The City issued 164 total building permits in the 2020 calendar year, including 62 new home building permits. There are approximately 55 available building lots to the City. When the currently approved subdivisions are built, there will be 243 lots. There are currently 42 Homes under construction.

### **2021-22 Department Goals/Projects**

- Complete Capital Projects Master Plan
- Complete Sewer Master Plan
- Review and update open space plan and goals
- Develop transfer of development rights ordinance incorporating open space plan recommendations
- Update stormwater master plan
- Develop town center commercial zone and standards
- Review requirements for lot line adjustments and subdivision standards
- Review and update Nibley City design standards for commercial and institutional uses
- Review and update setback standards along transportation corridors to accommodate transportation plans
- Develop multi family housing ordinance
- Review and update public hearing requirements and public involvement practices, spending more resources toward public involvement during earlier stages of the planning process.
- Develop improved method to track building inspection reports
- Continue to monitor staffing needs for building inspections

Expenses	Account Number	Actual			
		Actual FY 2019-20	Year-to-date FY 2020-21	Budget FY 2020-21	Final Budget FY 2021-22
Salaries & Wages	10-68-110	\$ 126,749	\$ 122,000	\$ 145,000	\$ 176,000
Employee Benefits	10-68-130	\$ 66,481	\$ 55,633	\$ 57,000	\$ 76,000
Education, Travel & Training	10-68-230	\$ 4,280	\$ 1,921	\$ 10,000	\$ 10,000
Office Supplies	10-68-240	\$ 105	\$ 178	\$ 1,000	\$ 1,000
Memberships & Dues	10-68-300	\$ 139	\$ 661	\$ 2,000	\$ 2,000
Professional Services	10-68-310	\$ -	\$ -	\$ 500	\$ 23,000
Legal Expenses	10-68-311	\$ 11,891	\$ 12,485	\$ 25,000	\$ 25,000
Commercial Review	10-68-315	\$ 480	\$ 1,100	\$ 3,000	\$ 3,000
Department Expenditures	10-68-400	\$ 2,573	\$ 2,280	\$ 2,000	\$ 2,000
Engineering Expense	10-68-514	\$ 38,067	\$ 47,685	\$ 5,000	\$ 5,000
Code Enforcement	10-68-550	\$ -	\$ -	\$ 4,000	\$ 4,000
County Planning Assessment	10-68-621	\$ 8,284	\$ 7,232	\$ 7,500	\$ 7,500
Tree City	10-68-655	\$ -	\$ -	\$ 1,000	\$ 1,000
<b>Total Planning &amp; Building Expenses</b>		<b>\$ 259,049.00</b>	<b>\$ 251,175</b>	<b>\$ 263,000</b>	<b>\$ 335,500</b>

**10-68-110 Salaries & Wages** - Funds allocated for city planner and building inspector salaries, 50% of Public Works/Building Inspector and part-time commercial building inspector and six planning commissioners. A 2% COLA is being proposed for employees.

**10-68-130 Employee Benefits** - Funds allocated are based on premium/contribution changes and increases related to salary changes. Funds include costs for Medicare, Social Security, the Utah Retirement System, and telephone/data allowances.

**10-68-230 Education, Training, & Travel** - Funds are for training conferences and continuing education, including hotel costs, mileage, and per diem, as well as for licenses and certification fees.

**10-68-240 Office Supplies** - Funds allocated for the online building code book and yearly updates.

**10-68-300 Memberships & Dues** - Funds allocated for professional memberships and dues, which include: American Planners Association, Utah Chapter of APA, Cache Planners Group, State of Utah Residential Home Inspector, and Utah International Code Council.

**10-68-310 Professional Services** - Funds allocated to hire a consultant to assist with creating a transfer of development rights ordinance in the City. A grant was received last FY for \$23,000, and there is a \$2,000 match. There is also \$20,000 budgeted for a part-time grant writer.

**10-68-311 Legal Expenses** - Funds allocated for legal review fees, primarily from the City attorney. Most of these fees are passed on to developers.

**10-68-315 Commercial Reviews** - Funds allocated for review of all commercial building plans. This will be high next year due to Malouf expanding.

**10-68-400 Department Expenditures** - Funds allocated for expenses such as online records access and for publishing hearing notices. Costs for public hearing notices are passed on to project applicants.

**10-68-514 Engineering Expense** - Funds allocated for outside engineer specialized development reviews. These fees are passed on to developers. This account decreased due to development reviews being brought in house to be handled by the City Engineer.

**10-68-550 Code Enforcement** - Funds allocated to enforce municipal code violations.

**10-68-621 County Planning Assessment** - Funds allocated for fees paid to Cache County for technical planning and trail assistance and to the Cache Metropolitan Planning Organization for regional transportation planning services.

**10-68-655 Tree City** - Funds allocated for expenses related to the Tree Board and/or fulfilling the requirements of the City's Tree City USA designation.



# Parks

## Parks

### 2020-2021 Accomplishments:

- Completed Anhder park sidewalk
- Completed Phase 2 & 3 of Firefly Park
- Purchased disinfectant sprayer equipment
- Installed sprinkler system on the east side of Discovery Park
- Installed restrooms at Clear Creek Park
- Replaced bleachers at Anhder Park

### 2021-22 Construction Goals:

- Continue construction at Firefly and Clear Creek Parks



## Parks

Expenses	Account Number	Actual			
		Actual FY 2019-20	Year-to-date FY 2020-21	Budget FY 2020-21	Final Budget FY 2021-22
Salaries & Wages	10-70-110	\$ 122,782	\$ 120,271	\$ 156,000	\$ 175,000
Seasonal Salaries & Wages	10-70-115	\$ 59,529	\$ 43,283	\$ 63,000	\$ 50,000
Employee Benefits	10-70-130	\$ 65,421	\$ 65,785	\$ 64,000	\$ 110,000
Education, Travel & Training	10-70-230	\$ 3,329	\$ 1,876	\$ 5,000	\$ 5,000
Equipment and Maintenance	10-70-250	\$ 55,948	\$ 54,452	\$ 54,000	\$ 59,000
Utilities	10-70-270	\$ 5,780	\$ 4,622	\$ 6,000	\$ 6,000
Legal Expense	10-70-311	\$ -	\$ -	\$ 1,000	\$ 1,000
Department Expenditures	10-70-400	\$ 73	\$ 421	\$ 3,000	\$ 3,000
Trees	10-70-420	\$ 25,800	\$ 2,574	\$ 7,000	\$ 47,000
Morgan Farm	10-70-695	\$ -	\$ 1,568	\$ 3,000	
Capital Outlay Equipment	10-70-740	\$ -	\$ -	\$ -	\$ -
<b>Total Parks Expenditures</b>		<b>\$ 338,662</b>	<b>\$ 294,852</b>	<b>\$ 362,000</b>	<b>\$ 456,000</b>

**10-70-110 Salaries & Wages** - Funds allocated for wages for the Park Superintendent and three full-time employees. A 2% COLA is being proposed for employees.

**10-70-115 Seasonal Salaries & Wages** - Funds allocated for wages of four seasonal employees.

**10-70-130 Employee Benefits** - Funds allocated are based on premium/contribution changes and increases related to salary changes. Funds include costs for Medicare, Social Security, the Utah Retirement System, and telephone/data allowances.

**10-70-230 Education, Training, & Travel** - Funds are for training conferences and continuing education, including hotel costs, mileage, and per diem, as well as for licenses and certification fees.

**10-70-250 Equipment and Maintenance** - Funds allocated for non-vehicular equipment and facilities maintenance, which includes: mowers, blowers, trimmers, fertilizer, paint, sprinkler repair, hand tools, etc.

**10-70-270 Utilities** - Funds allocated for park facility utilities – electricity, sewer, and water.

**10-70-311 Legal Expense** - Funds allocated for legal services related to the parks department.

**10-70-400 Department Expenditures** - Funds allocated for general costs related to the parks department.

**10-70-420 Trees** - Funds allocated to cover Tree City USA re-certification requirements. Nibley is required to spend \$2/person on trees and tree-related expenses, which would be approximately \$14,000, based on the city's population of about 7,000. The City anticipates spending half of that cost (\$7,000) on trees and the rest will be met with labor costs. **This fund also accounts for any new development tree cost that are reimbursed to the city.**

**10-70-695 Morgan Farm** - Funds allocated for minor repairs and needs at Morgan Farm.

**10-70-740 Capital Outlay Equipment** - No funds are being budgeted this year.





# Recreation Department



## Community Development and Recreation

From 2015 to the present, our community has benefited from the creation of the Recreation Department through expanded offerings and quality experiences that connect our citizens. Although the socio-economic benefits are challenging to measure, we believe that our recreation offerings keep law enforcement costs down, create a great place to live, and significantly improve the quality of life for our citizens.

Nibley's Recreation Director, full-time coordinator, part-time seasonal staff, and interns continue to support, improve, and or expand existing events and programs, and despite a pandemic have offered innovative ways for our community to connect with healthy, productive, and meaningful options for recreation. Our Reinvented 2020 Heritage days was recognized by all Cache valley news agencies, and more importantly appreciated by our citizens, at a time when other communities offered no options. Surprisingly although in 2020 Youth sports experienced significant delays and was subject to sanitation protocols; participation numbers still grew significantly. Other holiday event offerings including Halloween and Christmas events were modified appropriately and experienced exceptional participation beyond what was anticipated.

Last year's budget included funding for a Full-Time coordinator position which has allowed for the department to leverage the Recreation Director's management and planning experience while also expanding revenue generating youth sports programs significantly. Exponential growth in soccer especially offsets the additional cost of a full-time employee and has allowed for an expansion in opportunities available for our community. This staffing model more closely matches recreation departments in cities of similar size with a similar level of service. However, as the community grows, programs expand, and additional programs are offered its critical that staffing keep pace with the growth of the community and recreation offerings.

With data from the recent USU Wellbeing Survey in Nibley, the Imagine Nibley Campaign of 2017, our Parks, Recreation and Trails Plan, continued council direction, post event/program numbers and participant feedback, the department has clear direction regarding recreation that makes a difference in the lives and health of our residents. In addition to established plans and valuable data collected, our Parks and Recreation Committee facilitates events and offers a continuous connection with the members of our community, to help us provide relevant and effective recreation experiences. This committee will also support future planning that will more effectively meet the needs of our community moving forward. Utilizing all these tools, this department will continue to incrementally adjust events and programs to match the interest of Nibley citizens, based on the available resources provided, to maximize the benefit for our residents who are our most valuable asset.

Considerations of the impact of meaningful experiences, sustainability, efficient use of resources, and cost/revenue numbers, will continue to be evaluated for both new and existing recreation offerings. Although the overall expenses for this department have increased when compared to the amount budgeted last year, recreation opportunities have expanded and, revenue generated from programs has also increased. Anticipated revenue for this proposed budget is conservative and realistic and well worth the effort considering that isolation due to a pandemic has had a significant impact on our residents. As new programs are offered staff will continue to carefully create the best forecast of revenue and expenses. However, with cost evaluations, and participation data collected in recent years, along with historical revenue and expense numbers, the department has more effectively forecasted the recreation budget presented here.

## Community Development and Recreation

Expenses	Account Number	Actual			
		Actual FY 2019-20	Year-to-date FY 2020-21	Budget FY 2020-21	Final Budget FY 2021-22
Salaries & Wages	10-75-110	\$ 56,755	\$ 64,283	\$ 98,000	\$ 102,000
Seasonal Salaries & Wages	10-75-115	\$ 19,168	\$ 14,811	\$ 22,000	\$ 22,000
Employee Benefits	10-75-130	\$ 31,443	\$ 33,027	\$ 64,500	\$ 65,000
Education, Travel & Training	10-75-230	\$ 5,049	\$ 1,139	\$ 4,800	\$ 6,000
Uniforms	10-75-247	\$ -	\$ -	\$ 500	\$ 500
Memberships & Dues	10-75-300	\$ 717	\$ 165	\$ 500	\$ 750
Department Expenditures	10-75-400	\$ 3,068	\$ 3,756	\$ 3,600	\$ 3,600
Sponsorships	10-75-415	\$ 459	\$ -	\$ 1,000	\$ 1,000
Library	10-75-480	\$ 28,080	\$ 26,814	\$ 30,000	\$ 30,000
Rec Rental Equipment	10-75-500	\$ -	\$ -	\$ 300	\$ 300
Youth & Adult Programs	10-75-515	\$ 31,548	\$ 26,791	\$ 21,000	\$ 35,000
Family Special Events	10-75-540	\$ -	\$ -	\$ 400	\$ 400
Hyrum Senior Center	10-75-650	\$ 1,000	\$ -	\$ 1,000	\$ 1,000
Wildlife	10-75-652	\$ 300	\$ -	\$ 300	\$ 300
Special Events	10-75-657	\$ 4,390	\$ 4,460	\$ 4,500	\$ 4,500
Heritage Days	10-75-660	\$ 5,598	\$ 9,911	\$ 22,000	\$ 22,000
Children's Theater	10-75-661	\$ 1,082	\$ 296	\$ 9,500	\$ 9,500
Youth Council	10-75-662	\$ 3,676	\$ -	\$ 5,500	\$ 5,500
Nibley Royalty & Float	10-75-664	\$ 2,095	\$ 181	\$ 3,500	\$ 3,500
Nibley Fitness	10-75-669	\$ 283	\$ 1,971	\$ 1,000	\$ 1,000
Fitness Programs	10-75-670	\$ 2,953	\$ 2,089	\$ 2,100	\$ 2,100
Parks & Rec Committee	10-75-671	\$ 1,184	\$ 631	\$ 2,000	\$ 2,000
<b>Total Community Dev. Expenditures</b>		<b>\$ 198,848</b>	<b>\$ 190,325</b>	<b>\$ 298,000</b>	<b>\$ 317,950</b>

**10-75-110 Salaries & Wages** - Funds allocated for Community Development and one full-time Recreation employee. A 2% COLA is being proposed for employees.

**10-75-115 Seasonal Salaries & Wages** - Funds allocated for sports officials, group fitness instructors, seasonal concessions employees, referees, and recreation interns.

**10-75-130 Employee Benefits** - Funds allocated are based on premium/contribution changes and increases related to salary changes. Funds include costs for Medicare, Social Security, the Utah Retirement System, and telephone/data allowances.

**10-75-230 Education, Training, & Travel** - Funds are for training conferences and continuing education, including hotel costs, mileage, and per diem, as well as for licenses and certification fees.

**10-75-247 Uniforms** - Funds allocated for uniforms for employees and volunteers.

**10-75-300 Memberships & Dues** - Funds allocated for professional memberships and dues, which include the Utah Recreation and Parks Association and the National Recreation and Parks Association.

**10-75-400 Department Expenditures** - Funds allocated for concessions, supplies, surveys, advertising, promotional materials, signage, banners, flyers, sponsorship programs, and other miscellaneous expenses.

**10-75-415 Sponsorships** - Funds allocated to purchase banners to display at ballfields for those who sponsor events and programs.

**10-75-480 – Library** - Funds allocated for fees that Hyrum City assesses to Nibley City for providing Nibley residents access to the Hyrum Library. A fee of \$42 is assessed based on active library cards of Nibley residents. There are currently 702 Nibley residents who have library cards. The actual cost to Hyrum City for each card is approximately \$114 per Hyrum resident.

**10-75-500 Rec Rental Equipment** - Funds allocated for purchasing, maintaining, and replacing recreation equipment that is checked out for residents use. Items include: disc golf sets, Spikeball, and Kubb.

**10-75-515 Youth & Adult Programs** - Funds allocated for baseball, softball, ultimate Frisbee, Super START T-ball and soccer, 5 and 6 year-old soccer, summer camps, clinics and tournaments, and adult soccer.

**10-75-540 Family Special Events** - Funds allocated for special events such as: a Daddy Daughter Dance, Mommy Son Adventure, etc.

**10-75-650 Hyrum Senior Center** - Funds allocated for an annual donation to the Hyrum Senior Center as an expression of gratitude for allowing Nibley residents to use the facilities and programs. There is no formal agreement allowing Nibley residents use of the center. Funds are used to purchase equipment for the center such as chairs, tables, etc.

**10-75-652 Wildlife** - Funds allocated for an annual contribution to the Blacksmith Fork Wildlife Association to help fund their efforts to support wildlife activity in the City.

**10-75-657 Special Events** - Funds allocated for special events such as Movies in the Park, Halloween BOOnanza, Christmas Nativity, etc.

**10-75-660 Heritage Days** - Funds allocated for the City's contribution to the annual Heritage Days Festival.

**10-75-661 Children's Theatre** - Funds allocated for expenditures related to the Heritage Days children's play. If awarded, the City anticipates receiving \$4,250 in revenue, which includes; a \$1,000 RAPZ grant, a \$2,000 Rocky Mountain Power Grant, a \$750 Utah Arts Council Grant, and \$500 in revenue from T-shirt Sales. Due to cancellation of the 2020 play, the Theatre is rolling over some of the grant funds to the next fiscal year.

**10-75-662 Youth Council** - Funds allocated for conference registrations, education, training, travel, shirts, concessions, and miscellaneous Youth Council expenses.

**10-75-664 Nibley Royalty and Float** - Funds allocated for Nibley Royalty activities, including the pageant and scholarships.

**10-75-669 Nibley Fitness** - Funds allocated for fitness class equipment, volunteer fitness instructors and recertification for fitness instructors.

**10-75-670 Fitness Programs** - Funds allocated for Easter Egg Fun Run, Heritage Days Fun Run, Scarecrow Fun Run and other fitness events and programs.

**10-75-671 Parks & Rec Committee** - Funds allocated for the volunteer advisory committee to coordinate volunteers and provide guidance on parks, recreation, art and culture in Nibley.







## Municipal Building Authority Debt Service Schedule

Interest Pmt Date	Principal	Interest	Payment Due	Outstanding Principal	Actual Balance Owing
10/1/2011	\$ -	\$ 29,916	\$ 26,916	\$ 850,000	
10/1/2012	\$ 15,000	\$ 34,000	\$ 49,000	\$ 835,000	
10/1/2013	\$ 16,000	\$ 33,400	\$ 49,400	\$ 819,000	
10/1/2014	\$ 16,000	\$ 32,760	\$ 48,760	\$ 803,000	
10/1/2015	\$ 17,000	\$ 32,120	\$ 49,120	\$ 786,000	
10/1/2016	\$ 18,000	\$ 31,440	\$ 49,440	\$ 768,000	
10/1/2017	\$ 18,000	\$ 30,720	\$ 48,720	\$ 750,000	
10/1/2018	\$ 19,000	\$ 30,000	\$ 49,000	\$ 731,000	
10/1/2019	\$ 20,000	\$ 29,240	\$ 49,240	\$ 711,000	
10/1/2020	\$ 21,000	\$ 28,440	\$ 49,440	\$ 690,000	
10/1/2021	\$ 22,000	\$ 27,600	\$ 49,600	\$ 668,000	\$ 600,000
10/1/2022	\$ 22,000	\$ 26,720	\$ 48,720	\$ 646,000	
10/1/2023	\$ 23,000	\$ 25,840	\$ 48,840	\$ 623,000	
10/1/2024	\$ 24,000	\$ 24,920	\$ 48,920	\$ 599,000	
10/1/2025	\$ 25,000	\$ 23,960	\$ 48,960	\$ 574,000	
10/1/2026	\$ 26,000	\$ 22,960	\$ 48,960	\$ 548,000	
10/1/2027	\$ 27,000	\$ 21,920	\$ 48,920	\$ 521,000	
10/1/2028	\$ 28,000	\$ 20,840	\$ 48,840	\$ 493,000	
10/1/2029	\$ 29,000	\$ 19,720	\$ 48,720	\$ 464,000	
10/1/2030	\$ 31,000	\$ 18,560	\$ 49,560	\$ 433,000	
10/1/2031	\$ 32,000	\$ 17,320	\$ 49,320	\$ 401,000	
10/1/2032	\$ 33,000	\$ 16,040	\$ 49,040	\$ 368,000	
10/1/2033	\$ 34,000	\$ 14,720	\$ 48,720	\$ 334,000	
10/1/2034	\$ 36,000	\$ 13,360	\$ 49,360	\$ 298,000	
10/1/2035	\$ 37,000	\$ 11,920	\$ 48,920	\$ 261,000	
10/1/2036	\$ 39,000	\$ 10,440	\$ 49,440	\$ 222,000	
10/1/2037	\$ 40,000	\$ 8,880	\$ 48,880	\$ 182,000	
10/1/2038	\$ 42,000	\$ 7,280	\$ 49,280	\$ 140,000	
10/1/2039	\$ 44,000	\$ 5,600	\$ 49,600	\$ 96,000	
10/1/2040	\$ 45,000	\$ 3,840	\$ 48,840	\$ 51,000	
10/1/2041	\$ 51,000	\$ 2,040	\$ 53,040	\$ -	
	\$ 750,000	\$ 432,160	\$ 1,182,160		





**24-40-310 Cache County Ambulance Service** - funds to cover the cost of contract with Cache County for Ambulance service. 2021 rate is \$15.00 per resident per year based off most recent census data. 3% increase per year thereafter.

**24-40-311 Cache County First Responders Management** - Funds to cover the cost of contract with Cache County for the management of the former Nibley Millville First Responders Unit.





# Capital Projects

## Capital Project Revenue

Revenue	Account Number	Actual			
		Actual FY 2019-20	Year-to-date FY 2020-21	Budget FY 2020-21	Final Budget FY 2021-22
Park Reimb. From County	45-38-612	\$ -	\$ -	\$ -	\$ -
Transfer From Water Fund - PW Paving	45-38-613	\$ 31,250	\$ -	\$ -	\$ -
Sale Of Fixed Assets	45-38-690	\$ 800	\$ -	\$ -	\$ -
Transfer From General Fund	45-38-700	\$ -	\$ -	\$ 500,000	\$ 500,000
Sale Of Surplus Land	45-38-710	\$ -	\$ -	\$ 100,000	\$ 100,000
Grant - RAPZ	45-38-720	\$ -	\$ -	\$ -	\$ 315,500
Grant - RAPZ Population Allocation	45-38-721	\$ 13,640	\$ 14,594	\$ 10,000	\$ 10,000
Grants	45-38-722	\$ -	\$ -	\$ 90,000	\$ 29,000
Grant - CCOG	45-38-725	\$ -	\$ -	\$ 3,150,000	\$ 3,150,000
Miscellaneous	45-38-800	\$ -	\$ -	\$ -	\$ -
Appropriated Fund Balance	45-38-910	\$ -	\$ -	\$ 40,000	\$ -
<b>Total Revenues</b>		<b>\$ 45,690</b>	<b>\$ 14,594</b>	<b>\$ 3,890,000</b>	<b>\$ 4,104,500</b>

### Capital Project Revenue Accounts

**45-38-612 Park Reimbursement From County** - This account reflects funds expected to be received from Cache County as reimbursement for the purchase of Firefly Park in the amount of \$442,000. These funds are anticipated in 22/23 budget year.

**45-38-613 Transfer From Water Fund – PW Paving** - No funds are being budgeted in this account this year.

**45-38-690 Sale of Fixed Assets** - No funds are being budgeted in this account this year.

**45-38-700 Transfer from General Fund** - Revenue transferred from the General Fund as surplus and placed into the Capital Projects Fund for use on various projects.

**45-38-710 Sale of Surplus Land** - Revenue generated from the sale of surplus park property. Proposed for sale this year are the two lots on 800 West just south of Nibley Park Avenue.

**45-38-720 Grant – RAPZ** - Revenue generated from this account is allocated through the Cache County RAPZ Tax program. The following allocations are being budgeted: 2018 - \$78,875, 2019 - \$78,875, 2020 - \$78,871, 2021 - \$78,871.

**45-38-721 Grant – RAPZ Population Allocation** - Funds distributed to each city in the Cache County each year from the Recreation Arts Parks and Zoo sales tax. Funds are distributed based on population.

**45-38-722 Grants** - Funds allocated for the technical planning assistant UDOT grant. Also includes \$6,000 from Bike Utah for Hollow Road Advisory Lanes.

**45-38-725 Grant – CCOG** - See 45-40-731 Major Street Projects for more info. In 2017, Nibley applied for and was awarded \$1.9 million from the Cache County Council of Governments to realign 1200 West at 3200 South. In 2019, Nibley applied for and was awarded and additional 1.25 million. This portion will pay for the stretch of 1200 W from 3200 S to 3000 S.

**45-38-910 Appropriated Fund Balance** - Revenue allocated from funds that would be appropriated out of the existing CPF fund balance to be used in the current budget year.

## Capital Project Expenditures

Expenses	Account Number	Actual		Budget FY 2020-21	Final Budget FY 2021-22
		Actual FY 2019-20	Year-to-date FY 2020-21		
Major Street Projects	45-40-731	\$ 120,344	\$ 287,595	\$ 3,250,000	\$ 2,800,000
Street Maintenance/Construction	45-40-734	\$ -		\$ -	\$ -
Public Works/City Hall Building Projects	45-40-735	\$ 984	\$ 8,973	\$ 10,000	\$ 15,000
Facilities Parking Lot Preservation	45-40-736	\$ -	\$ -	\$ -	\$ -
Master Plans	45-40-737	\$ 9,930	\$ -	\$ 10,000	\$ -
Morgan Farm	45-40-738	\$ 15,315	\$ -	\$ -	\$ 10,000
Capital Equipment	45-40-742	\$ 67,702	\$ 448,014	\$ 380,000	\$ 46,000
Sidewalk Projects	45-40-743	\$ -	\$ -	\$ -	\$ -
River Repair	45-40-745	\$ -	\$ -	\$ 5,000	\$ 5,000
Active Transportation	45-40-746	\$ 86,723	\$ 237,442	\$ 200,000	\$ 325,000
ROW Acquisitions	45-40-747	\$ -	\$ -	\$ 10,000	\$ 10,000
Capital Projects Miscellaneous	45-40-748	\$ 3,263	\$ -	\$ -	\$ 2,000
Cottonwoods Infrastructure	45-40-749	\$ -	\$ -	\$ 20,000	\$ 20,000
Public Art	45-40-750	\$ -	\$ -	\$ 5,000	\$ 5,000
Elkhorn Playground Replacement	45-40-751				\$ 80,000
Feasibility and Planning Studies	45-40-752				\$ 50,000
Anhder Parking Lot	45-40-753				\$ 100,000
Property Acquisitions	45-40-760	\$ -	\$ -	\$ -	\$ -
Engineering Design	45-40-761				\$ 250,000
Reserves	45-40-770	\$ -	\$ -	\$ -	\$ 386,500
<b>Total Capital Expenditures</b>		<b>\$ 304,261</b>	<b>\$ 982,024</b>	<b>\$ 3,890,000</b>	<b>\$ 4,104,500</b>
<b>Surplus/(Deficit)</b>			<b>\$ (258,571.00)</b>	<b>\$ (967,430.00)</b>	
Beginning Cash Balance (est.)					\$ 182,748
Reserves (Fund Balance App.)					\$ 386,500
Right of Way Trails Reserved					\$ 300,000
<b>Ending Cash Balance (est.)</b>					<b>\$ 869,248</b>

**45-40-731 Major Street Projects** - Due to the pending connection of Logan's 1000 West to Nibley's 1200 West, Nibley is working on a project to realign the 1200 West 3200 South intersection. With the potential development of two projects near 1200 W/1000W and 2200 S, it is probable that 1200 West will soon be fully connected from Hyrum to 1000 W in Logan. This near-future connection has the potential to bring significant traffic to 1200 W through Nibley. Unfortunately, 1200 W is currently not complete along this route, with several sections only paved at half-width and the intersection at 3200 S being offset and in need of realignment. A construction project is underway to correct these deficiencies in order to address them before the street is completely connected. Funds will also be used to construct a turnaround at the end of 2980 South in Stonebridge.

In 2017, Nibley City applied for COG funds to pay for the construction of a realigned intersection at 1200 West and 3200 South. Nibley was successful in securing \$3,150,000 for the project. The total project cost is \$3,555,500 betterment for the project is \$175,000, making Nibley's match for the project \$230,500.

**45-40-734 Street Maintenance/Construction** - See 11-40-650

**45-40-735 Public Works/City Hall Building Projects** - Funds allocated for landscape rework of City Hall, and for the recarpeting of City Council Chambers

**45-40-736 Facilities Parking Lot Preservation** - Funds allocated to fund maintenance of City parking lots, in order to increase lot longevity. No projects are planned this year.

**45-40-737 Master Plans** - Funds are budgeted in this account this year for a capital projects master plan.

**45-40-738 Morgan Farm:** Funds allocated for various improvement projects at the farm. A trailway through the farm from 800 West to Elkhorn park to the North. Fencing repairs, historical gate repair, fertilizer and other nutrient application to pasture, foundation repairs to east side of barn.

**45-40-742 Capital Equipment** – Funds allocated for the lease on an administration vehicle \$3,000, recreation vehicle \$3,000, two public works vehicle \$3,000, parks vehicle \$3,000, one backhoe and one mini-excavator of \$8,000 each for the streets and parks departments. \$15,000 for a new flat bed trailer to resolve royalty float.

**45-40-743 Sidewalk Projects** - This account has been combined with Active Transportation 45-40-746.

**45-40-745 River Repair** - Funds allocated in order to maintain the improvements made in the Blacksmith Fork River restoration project and to repair damage that occurs during heavy river flows.

**45-40-746 Active Transportation** - Funds allocated to purchase Right-of-Way for and construct future trails and sidewalk projects. Money in this account will remain in a dedicated fund. Funds will be used for construction of trails as shown in the Trail Master Plan, and to connect missing links in the City's sidewalk network. This account is anticipated to fund a different portion of missing links in the network each year. The sidewalk and trail segments being considered this year are \$165,000 for missing sidewalks on the south side of 3200 South between 1200 West and 800 West, \$50,000 for Anhder park trail, \$16,000 for Hollow Road Advisory Lanes, \$75,000 for Apple Creek Trail, \$9,000 for design of Morgan Farm Trail.

**45-40-747 ROW Acquisition** - Funds allocated to purchase Right-of-Way for future street projects.

**45-40-748 Capital Projects Miscellaneous** - Funds allocated for Nibley City's match from the technical planning assistant UDOT grant.

**45-40-749 Cottonwoods Infrastructure** - The Cottonwoods Development paid the City \$10,000.00 to install a future water line along an easement located on the northeast side of the subdivision. The Cottonwoods Development also paid the City \$9,737.00 in compliance with the Planning Commission Resolution 17-P3 for future improvements along Hollow Road adjacent to the Cottonwoods Subdivision. These terms were placed in the Development Agreement for the Cottonwoods, and that Development Agreement was approved by the City Council on January 17, 2017.

**45-40-750 Public Art** - Funds allocated for public art to be placed throughout the city.

**45-40-751 Elkhorn Park Playground Replacement** - Funds allocated for the replacement of the playground structure and swings at Elkhorn park. This playground is well past its useful life, and repair parts are no longer manufactured.

**45-40-752 Feasibility and Planning Studies-** Funds allocated to study the feasibility of constructing an indoor community recreation center, as well as preliminary planning and design for a new Public Works yard and City Hall Expansion.

**45-40-760 Property Acquisition** - No funds are budgeted in this account this year.

**45-40-761 Engineering Design** - Funds allocated for engineering designs for future projects. Staff is looking forward to possible opportunities or receiving additional ARPA money from the Federal Government. It would be beneficial to have plans ready to apply for those programs. In addition, all CCOG applications require a 90% design. Possible projects are traffic calming and intersection improvements at: 1200 West and 2600 South, 3200 South & 1500 West Intersection, 3200 South & 800 West intersection, 2600 South and 800 West, as well as the Sierra Drive connection to 3200 South.



# Water Department

### **2020-2021 Department Accomplishments**

- Replaced all 3200 South water service lines
- Replaced 700 West water service lines
- Reduced unaccounted for water by 10%
- Reduced errors in software by conducting more efficient field repairs
- Chlorine analyzers added to SCADA system
- Cooling system added to 640 West VFD cabinet to lengthen useful life of VFD
- Improvements made to GIS mapping of water system

### **2021-22 Department Goals**

- Abandon 8 inch line in 3200 South
- Work with developers to upsize critical lines

### **PROJECT PRIORITIZATION**

**Projects listed with an account number are budgeted for this year, from the Water Department budget. Project explanations may be found in the budget notes for the listed account.**

- |                  |   |
|------------------|---|
| • 55-40-755      | Develop a plan for addressing Yeates Spring             |
| • Future Project | 2 or 3 Million Gallon storage tank – approximately 2023 |
| • Future Project | Construct 1200 West well – approximately 2026           |



## Water Revenue

Revenue	Account Number	Actual		Budget FY 2020-21	Final Budget FY 2021-22
		Actual FY 2019-20	Year-to-date FY 2020-21		
<b>Miscellaneous</b>					
Interest Earned	51-36-610	\$ -	\$ -	\$ 7,000	\$ 7,000
Reimbursement for Damage	51-36-686	\$ -	\$ -	\$ -	\$ -
Sale Of Fixed Assets	51-36-690	\$ -	\$ -	\$ -	\$ -
Water Share Rents	51-36-692	\$ 16	\$ -	\$ 500	\$ 500
Miscellaneous Water Revenue	51-36-800	\$ 30,563	\$ 125	\$ -	\$ -
<b>Total Miscellaneous Revenues</b>		<b>\$ 30,579</b>	<b>\$ 125</b>	<b>\$ 7,500</b>	<b>\$ 7,500</b>
<b>Utility Revenue</b>					
Appropriate Fund Balance	51-37-601	\$ -	\$ -	\$ 117,500	\$ 220,500
Water Service Fees	51-37-710	\$ 773,923	\$ 732,027	\$ 710,000	\$ 710,000
Connection Fees	51-37-750	\$ 23,100	\$ 53,900	\$ 35,000	\$ 35,000
Penalties	51-37-780	\$ 38,141	\$ 27,554	\$ 30,000	\$ 30,000
<b>Total Utility Revenue</b>		<b>\$ 835,164</b>	<b>\$ 813,481</b>	<b>\$ 892,500</b>	<b>\$ 995,500</b>
<b>Total Utility Fund Revenues</b>		<b>\$ 865,743</b>	<b>\$ 813,606</b>	<b>\$ 900,000</b>	<b>\$ 1,003,000</b>
<b>Surplus/Deficit</b>		<b>\$ (23,597)</b>	<b>\$ 84,887</b>		<b>\$ -</b>
Beginning Cash Balance (est.)					\$ 516,143
Appropriation (Fund Balance App.)					\$ (220,500)
<b>Ending Cash Balance (est.)</b>					<b>\$ 295,643</b>

**51-36-690 Sale of Fixed Assets** - No funds are anticipated this year.

**51-36-692 Water Share Rents** - Revenue generated for water shares the city is not using but is instead renting out to residents.

**51-36-800 Miscellaneous Water Revenue** - No funds are anticipated this year.

**51-37-601 Appropriate Fund Balance** - This account is used to allocate funds from the existing fund balance.

**51-37-610 Interest earned** - Revenue generated from interest earned on all fund balances of money held in interest bearing accounts. This is apportioned out once per year at the end of the fiscal year to each of the individual funds based on the percentage of the total fund balance.

**51-37-710 Water Service Fees** - These funds are fees paid by utility users for water use. The projected amount is based on projected sales and on past year collections. Nibley City's water fee schedule will be updated this year in order to comply with S.B. 28, which requires the establishment of an increasing rate structure for culinary water. Based on how that fee schedule is structured, the revenue in this account could change. The City Council would need to adopt the new schedule when it is proposed.

**51-37-750 Connection Fee** - Revenue generated from a \$700 connection fee to install a water meter. The amount budgeted is \$35,000 based on 50 new houses.

**51-37-780 Penalties** - Revenue generated for late bill payment fees.

## Water Expenditures

Expenses	Account Number	Actual		Budget FY 2020-21	Final Budget FY 2021-22
		Actual FY 2019-20	Year-to-date FY 2020-21		
Salaries & Wages	51-40-110	\$ 85,435	\$ 68,616	\$ 90,000	\$ 90,000
Employee Benefits	51-40-130	\$ 48,728	\$ 32,450	\$ 50,000	\$ 50,000
Education, Travel, & Training	51-40-230	\$ 2,216	\$ 1,198	\$ 6,000	\$ 6,000
Water Meters	51-40-249	\$ 35,721	\$ 37,720	\$ 35,000	\$ 55,000
Equipment and Maintenance	51-40-250	\$ 43,163	\$ 45,628	\$ 65,000	\$ 75,000
Utilities	51-40-270	\$ 91,621	\$ 75,003	\$ 105,000	\$ 105,000
Memberships & Dues	51-40-300	\$ 564	\$ 1,212	\$ 3,000	\$ 3,000
Professional Services	51-40-310	\$ -	\$ -	\$ 5,000	\$ 5,000
Legal Expense	51-40-311	\$ 6,028	\$ -	\$ 5,000	\$ 5,000
Water Share Assessments	51-40-335	\$ 10,475	\$ 17,314	\$ 12,000	\$ 20,000
Department Expenditures	51-40-400	\$ 693	\$ 2,034	\$ 3,000	\$ 3,000
Water Testing	51-40-442	\$ 4,967	\$ 5,593	\$ 6,500	\$ 6,500
Water Shares	51-40-443	\$ -	\$ 97,120	\$ 110,000	\$ 100,000
Engineering/Planning	51-40-514	\$ 6,676	\$ 5,200	\$ 5,000	\$ 10,000
Emergency Expense	51-40-515	\$ 85	\$ -	\$ 5,000	\$ 5,000
Capital Outlay Improvements	51-40-730	\$ 220,060	\$ -	\$ 25,000	\$ 125,000
Capital Outlay Equipment	51-40-740	\$ 43,944	\$ -	\$ 4,500	\$ 4,500
Well Construction	51-40-746	\$ -	\$ -	\$ -	\$ -
Debt Service Principal	51-40-810	\$ 59,000	\$ 80,000	\$ 80,000	\$ -
Debt Service Interest	51-40-820	\$ 3,964	\$ 2,048	\$ 4,000	\$ -
Administrative Charge to Gen Fund	51-40-910	\$ 226,000	\$ 257,583	\$ 281,000	\$ 335,000
Reserves	51-40-999	\$ -	\$ -	\$ -	\$ -
<b>Total Water Fund Expenses</b>		<b>\$ 889,340</b>	<b>\$ 728,719</b>	<b>\$ 900,000</b>	<b>\$ 1,003,000</b>

### Water Expenditures

**51-40-110 Salaries & Wages** - Funds allocated for 50% of three full-time employees: water/sewer superintendent, 2 water/sewer employees. The other half of their wages are paid through the sewer department. A 2% COLA is being proposed for employees.

**51-40-130 Employee Benefits** - Funds allocated are based on premium/contribution changes and increases related to salary changes. Funds include costs for Medicare, Social Security, the Utah Retirement System, and telephone/data allowances.

**51-40-230 Education, Training, & Travel** - Funds are for training conferences and continuing education, including hotel costs, mileage, and per diem, as well as for licensing and certification fees.

**51-40-249 Water Meters** - Funds allocated for purchasing new meters.

**51-40-250 Equipment and Maintenance** - Funds allocated for repairing and maintaining the water system. An additional \$10,000 is being budgeted for leak detection and repairs.

**51-40-270 Utilities** - Funds allocated for electric utility charges for well pumps.

**51-40-300 Memberships & Dues** - Funds allocated for professional memberships and dues: American Public Works Association and Rural Water Association (50% Water/50% Sewer).

- 51-40-310 Professional Services** - Funds allocated for professional services other than legal or engineering.
- 51-40-311 Legal Expense** - Funds allocated for services performed by the City Attorney relating to water department.
- 51-40-335 Water Share Assessments** - Funds allocated to pay for the City's water shares: Millville Irrigation Co., Nibley Blacksmith Fork Irrigation Co., College Irrigation Co, Clear Creek Irrigation Co, and Providence/Logan Irrigation Co. **Paying asse on Nibley , Blacksmith fees going up**
- 51-40-400 Department Expenditures** - Funds allocated for general costs related to the water department.
- 51-40-442 Water Testing** - Funds allocated for monthly state-required safety testing of culinary water.
- 51-40-443 Water Shares** - This account is used to allocate funds to purchase new water shares that might become available.
- 51-40-514 Engineering** - Funds allocated for engineering costs for water-related projects.
- 51-40-515 Emergency/Planning** - Funds allocated this year for any unforeseen costs dues to an emergency.
- 51-40-730 Capital Outlay Improvements** - This account includes \$50,000 for water line upsizing necessitated by new developments. An additional \$75,000 is being budget for the design, permitting and site acquisition of a new well located on 1200 West. There is an additional \$75,000 being budgeted in GL 56-70-740.
- 51-40-740 Capital Outlay Equipment** - No funds are budgeted in this account this year.
- 51-40-746 Well Construction** - No funds are budgeted in this account this year.
- 51-40-810 Debt Service Principal** - Extra funds are being budgeted this year to completely pay off the debt from construction of the 640 well.
- 51-40-820 Debt Service Interest** - Funds allocated based on interest on debt service on water bond.
- 51-40-910 Admin Charge to General Fund** - Funds transferred to the General Fund based upon Water Department expenses that are incurred through the General Fund.
- 51-40-999 Reserves** - Surplus funds added to the fund balance. Those funds are saved to pay for future capital projects, as shown in the master plan.



# Sewer Department

Because of its relatively young age, the Nibley City sewer system has low maintenance costs. The majority of the Sewer department's maintenance budget is spent on cleaning and video inspections of the system in order to maintain its efficient operations.

**Sewer Department Accomplishments 2020-2021:**

- Inspected all manholes. Identified and repaired leaks
- Repair 3rd rail at Hansen Lift Station
- Installed generator at Scott Farm Lift Station
- Cleaned 7 miles of sewer line
- Repaired two major ground water leaks in system

**Sewer Department goals for FY 21-22:**

- Repair valving at Hansen Lift Station
- Repair/replace one pump at Hansen Lift Station

**PROJECT PRIORITIZATION**

Projects listed with a GL number are budgeted for this year. Those without a GL number are future projects. Project explanations may be found in the budget notes for the listed GL account.



## Sewer Revenue

Revenue	Account Number	Actual		Budget FY 2020-21	Final Budget FY 2021-22
		Actual FY 2019-20	Year-to-date FY 2020-21		
Millville Maintenance	52-38-550	\$ 997	\$ -	\$ 10,000	\$ 10,000
Millville Sewer Service Fees	52-38-551	\$ 3,689	\$ 2,363	\$ 5,000	\$ 5,000
Appropriate Fund Balance	52-38-601	\$ -	\$ -	\$ -	\$ 282,500
Interest Earned	52-38-610	\$ -	\$ -	\$ 1,000	\$ 1,000
Sale Of Fixed Assets	52-38-690	\$ -	\$ -	\$ -	\$ 250,000
Sewer Service Fees	52-38-710	\$ 1,243,679	\$ 1,186,223	\$ 1,120,000	\$ 1,120,000
Miscellaneous Sewer Revenue	52-38-800	\$ 570	\$ -	\$ -	\$ -
<b>Total Revenues</b>		<b>\$ 1,248,935</b>	<b>\$ 1,188,586</b>	<b>\$ 1,136,000</b>	<b>\$ 1,668,500</b>

<b>Surplus/Deficit</b>	<b>\$ -</b>
Beginning Cash Balance (est.)	<b>\$ 1,563,858</b>
Appropriation (Fund Balance App.)	<b>\$ (282,500)</b>
<b>Ending Cash Balance (est.)</b>	<b>\$ 1,281,358</b>

**52-38-550 Millville Maintenance** - Revenue generated from charges Nibley levies upon Millville for maintenance of the sewer system for wastewater from Ridgeline High School.

**52-38-551 Millville Sewer Service Fees** - Revenue generated from charges Nibley levies upon Millville for use of the sewer system for wastewater from Ridgeline High School.

**52-38-601 Appropriated Fund Balance** - This account is used to appropriate funds from the sewer fund balance to be used in the current year.

**52-38-610 Interest Earned** - Revenue generated from interest earned on all fund balances of money held in interest bearing accounts. This is apportioned out once per year at the end of the fiscal year to each of the individual funds based on the percentage of the total fund balance.

**52-38-690 Sale of Fixed Assets** - Revenue generated from the sale of surplus equipment. It is anticipated \$250,000 for the sale of the vacuum truck.

**52-38-710 Sewer Service Fees** - Revenue generated from sewer service fees; based on the new fee of \$53 per month adopted by the council in 2018.

## Sewer Department Debt Service

Date	Principal Payment	Principal	Actual Balance Owing
5/1/2005	\$ 190,000	\$ 7,739,000	
5/1/2006	\$ 200,000	\$ 7,549,000	
5/1/2007	\$ 200,000	\$ 7,349,000	
5/1/2008	\$ 200,000	\$ 7,149,000	
5/1/2009	\$ 205,000	\$ 6,949,000	
5/1/2010	\$ 205,000	\$ 6,744,000	
5/1/2011	\$ 205,000	\$ 6,539,000	
5/1/2012	\$ 205,000	\$ 6,334,000	
5/1/2013	\$ 205,000	\$ 6,129,000	
5/1/2014	\$ 205,000	\$ 5,924,000	
5/1/2015	\$ 245,000	\$ 5,719,000	
5/1/2016	\$ 245,000	\$ 5,474,000	
5/1/2017	\$ 250,000	\$ 5,299,000	
5/1/2018	\$ 250,000	\$ 4,979,000	
5/1/2019	\$ 260,000	\$ 4,479,000	
5/1/2020	\$ 260,000	\$ 4,219,000	
5/1/2021	\$ 260,000	\$ 3,959,000	
5/1/2022	\$ 260,000	\$ 3,699,000	\$ 3,377,000
5/1/2023	\$ 260,000	\$ 3,439,000	
5/1/2024	\$ 270,000	\$ 3,169,000	
5/1/2025	\$ 270,000	\$ 2,899,000	
5/1/2026	\$ 270,000	\$ 2,629,000	
5/1/2027	\$ 270,000	\$ 2,359,000	
5/1/2028	\$ 270,000	\$ 2,089,000	
5/1/2029	\$ 290,000	\$ 1,799,000	
5/1/2030	\$ 290,000	\$ 1,509,000	
5/1/2031	\$ 290,000	\$ 1,219,000	
5/1/2032	\$ 324,000	\$ 895,000	
5/1/2033	\$ 440,000	\$ 455,000	
5/1/2034	\$ 455,000	\$ -	

\* This is an interest-free loan.

## Sewer Expenditures

Expenses	Account Number	Actual		Budget FY 2020-21	Final Budget FY 2021-22
		Actual FY 2019-20	Year-to-date FY 2020-21		
Salaries & Wages	52-72-110	\$ 90,670	\$ 68,696	\$ 90,000	\$ 90,000
Employee Benefits	52-72-130	\$ 48,898	\$ 32,451	\$ 50,000	\$ 50,000
Education, Travel, & Training	52-72-230	\$ 1,967	\$ 1,862	\$ 4,000	\$ 4,000
Equipment and Maintenance	52-72-250	\$ 24,683	\$ 14,829	\$ 23,000	\$ 23,000
Shared Millville Maintenance	52-72-251	\$ 4,363	\$ -	\$ 8,000	\$ 8,000
Utilities	52-72-270	\$ 9,010	\$ 8,817	\$ 11,000	\$ 11,000
Wastewater Treatment Logan	52-72-275	\$ 406,187	\$ 384,034	\$ 415,000	\$ 415,000
Memberships & Dues	52-72-300	\$ 564	\$ -	\$ 2,000	\$ 2,000
Legal Expense	52-72-311	\$ 690	\$ -	\$ 10,000	\$ 10,000
Department Expenditures	52-72-400	\$ 283	\$ 213	\$ 3,000	\$ 3,000
Engineering/Planning	52-72-514	\$ 15,966	\$ 1,161	\$ 25,000	\$ 10,000
Emergency Expense	52-72-515	\$ -	\$ -	\$ 10,000	\$ 10,000
Sewer Reserve Fund	52-72-636	\$ -	\$ -	\$ 30,000	\$ 30,000
Capital Outlay Improvements	52-72-730	\$ 6,980	\$ -	\$ 25,000	\$ 65,000
Capital Outlay Equipment	52-72-740	\$ -	\$ -	\$ 8,000	\$ 472,500
Debt Service	52-72-810	\$ -	\$ 130,000	\$ 130,000	\$ 130,000
Administrative Charge To GF	52-72-910	\$ 256,000	\$ 257,583	\$ 281,000	\$ 335,000
Reserves	52-72-999	\$ -	\$ -	\$ 11,000	\$ -
<b>Total Sewer Fund Expenses</b>		<b>\$ 866,261</b>	<b>\$ 899,646</b>	<b>\$ 1,136,000</b>	<b>\$ 1,668,500</b>

### SEWER EXPENDITURES

**52-72-110 Salaries & Wages** - Funds allocated for 50% of three full-time employees; sewer/water superintendent, two sewer/water employees. The other half of their wages are paid through the water department. A 2% COLA is being proposed for employees.

**52-72-130 Employee Benefits** - Funds allocated are based on premium/contribution changes and increases related to salary changes. Funds include costs for Medicare, Social Security, the Utah Retirement System, and telephone/data allowances.

**52-72-230 Education, Training, & Travel** - Funds are for training conferences and continuing education, including hotel costs, mileage, and per diem, as well as for licenses and certification fees.

**52-72-250 Equipment and Maintenance** - Funds allocated for repairs on the sewer system.

**52-72-251 Shared Millville Maintenance** - Funds allocated for cleaning sewer lines that are shared with Millville City.

**52-72-270 Utilities** - Funds allocated for electricity costs for sewer lift stations pumps.

**52-72-275 Wastewater Treatment Logan** - Funds paid to Logan City for treatment of the wastewater. Logan City increased the sewer treatment fee beginning in July of 2017, which resulted in additional expenditures for sewer fees.

**52-72-300 Memberships & Dues** - Funds allocated for 50% of professional memberships in American Public Works Association and Rural Water Association, the other 50% is taken from the sewer dept.



**52-72-311 Legal Expense** - Funds allocated for services performed by the City Attorney relating to sewer department.

**52-72-400 Department Expenditures** - Funds allocated covering a variety of general department expenditures which include the sewer lift station.

**52-72-514 Engineering/Planning** - Funds allocated for fees charged by an outside engineers relating to the sewer department. Funds also allowcated to complete an impact fee analysis.

**52-72-515 Emergency Expense** - Funds allocated for any unforeseen costs due to an emergency.

**52-72-636 Sewer Reserve Fund** - These funds are transferred to a separate account to be held for future capital project needs.

**52-72-730 Capital Outlay Improvements** - Funds allocated for potential upsize of sewer line in new developments and replacement of a pump at Hansen Lift Station.

**52-72-740 Capital Outlay Equipment** - Funds allocated for the lease of a sewer department vehicle \$4,500, the lease of a backhoe for \$8,000 and the trade in of a new vacuum truck for \$460,000.

**52-72-810 Debt Service** - This is the portion of the payment on the sewer bond that is paid out of the sewer utility fund. Additional payments are made from the sewer impact fee fund. See 57-40-810 for reference. This is an interest-free loan.

**52-72-910 Admin Charge to General Fund** - Funds transferred to the General Fund based upon Sewer Department expenses that are incurred through the General Fund.

**52-72-999 Reserves** - Surplus funds added to the fund balance. Those funds are saved to pay for future capital projects, as shown in the master plan.

### **Future Sewer Fee Increases**

March 1, 2018	\$	50.00
March 1, 2019	\$	51.00
March 1, 2020	\$	52.00
March 1, 2021	\$	53.00
March 1, 2022	\$	54.00
March 1, 2023	\$	55.00

\* Adopted by Nibley City Council on February 1, 2018



# Stormwater Department

### **Stormwater Department Accomplishments 2020-2021:**

- Performed monthly site inspections
- Replaced bypass line in 1460 W 3310 S
- Swept all Nibley City streets Spring, Summer, and Fall
- Reviewed and approved all Stormwater Pollution Prevention Plans for all construction activities
- Cleaned Nibley Gardens bypass line
- Put box and bypass line in Sunrise north pond
- Maintained Storm Water system
- Cleaned and maintained storm drain 450 W 2850 S

### **Storm Water Department Goals 2021-2022:**

- Clean Stormwater system
- Perform monthly site inspections
- Review and approve all Stormwater Pollution Prevention Plans for construction activities
- Sweep streets Summer, Fall, and Spring
- Maintain Stormwater system
- Maintain compliance with state and federal regulations
- Clean all bypass lines in Sunrise ponds
- Maintain all problem areas in system





## Stormwater Expenses

Expenses	Account Number	Actual		Budget FY 2020-21	Final Budget FY 2021-22
		Actual FY 2019-20	Year-to-date FY 2020-21		
Salaries & Wages	53-40-110	\$ 55,295	\$ 50,496	\$ 60,000	\$ 60,000
Seasonal Salaries & Wages	53-40-115	\$ -	\$ 166	\$ 6,500	\$ 37,000
Employee Benefits	53-40-130	\$ 29,497	\$ 25,711	\$ 30,000	\$ 28,000
Education, Travel, & Training	53-40-230	\$ 1,400	\$ 235	\$ 1,000	\$ 1,500
Equipment and Maintenance	53-40-250	\$ 17,996	\$ 10,398	\$ 14,000	\$ 14,000
Canal Maintenance	53-40-260	\$ 3,000	\$ -	\$ 3,500	\$ 3,500
Cleaning	53-40-270	\$ -	\$ -	\$ -	\$ -
Memberships & Dues	53-40-300	\$ -	\$ -	\$ 500	\$ 500
Legal Expense	53-40-311	\$ -	\$ -	\$ 500	\$ 500
Department Expenditures	53-40-400	\$ 22	\$ -	\$ 3,000	\$ 3,000
Engineering Expense	53-40-514	\$ 4,047	\$ 1,839	\$ 5,000	\$ 30,000
Emergency Expense	53-40-515	\$ 1,825	\$ -	\$ 5,000	\$ 5,000
Capital Outlay Improvements	53-40-730	\$ -	\$ -	\$ -	\$ 125,000
Capital Outlay Equipment	53-40-740	\$ -	\$ 14,255	\$ 100,000	\$ 3,000
Administrative Charge	53-40-910	\$ 51,000	\$ 74,250	\$ 81,000	\$ 81,000
Reserves	53-40-999	\$ -	\$ -	\$ -	\$ -
<b>Total Stormwater Fund Expenses</b>		<b>\$ 164,082</b>	<b>\$ 177,350</b>	<b>\$ 310,000</b>	<b>\$ 392,000</b>

**53-72-110 Salaries & Wages** - Funds allocated for 50% of two full-time employees; streets/stormwater superintendent, one streets/stormwater employees. The other half of their wages are paid through the street department. A 2% COLA is being proposed for employees.

**53-40-115 Seasonal Salaries & Wages** - Funds allocated for two and a half seasonal employees. The other half of the third salary is paid out of the Stormwater account 10-60-115. This is an increase of one seasonal employees this fiscal year.

**53-40-130 Employee Benefits** - Funds allocated are based on premium/contribution changes and increases related to salary changes. Funds include costs for Medicare, Social Security, the Utah Retirement System, and telephone/data allowances.

**53-40-230 Education, Training, & Travel** - Funds are for training conferences and continuing education, including hotel costs, mileage, and per diem, as well as for licenses and certification fees.

**53-40-250 Maintenance and Equipment** - Funds allocated for repair and maintenance of storm water facilities.

**53-40-260 Canal Maintenance** - Funds allocated at \$3,500 as Nibley City's contribution to the Nibley Blacksmith Fork Canal Company for shared maintenance of stormwater facilities.

**53-40-270 Cleaning** - This account is not funded because the city has purchased a vac truck and does the cleaning in-house.

**53-40-300 Membership Dues** - Funds allocated for professional membership in American Public Works Association.

**53-40-311 Legal Expense** - Funds allocated for services performed by the City Attorney relating to sewer department.

**53-40-514 Engineering** - Funds allocated for charges by city engineers for services related to stormwater facilities and completion of a Stormwater Master Plan update.

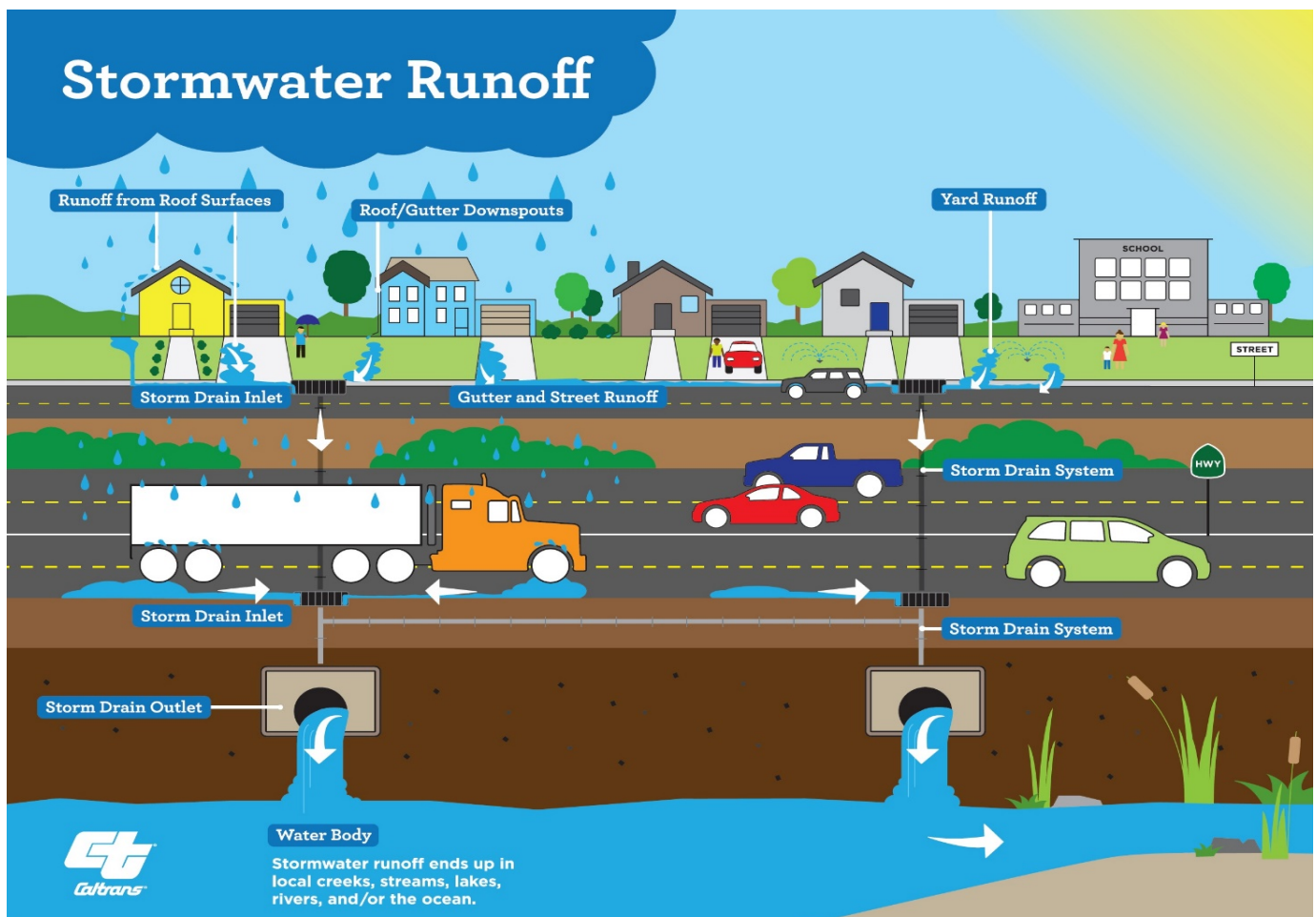
**53-40-515 Emergency Expense** - Funds allocated for any unforeseen costs due to an emergency.

**53-40-730 Capital Outlay Improvements** - Funds allocated for stormwater infrastructure for 1200 W road project.

**53-40-740 Capital Outlay Equipment** - Funds allocated for the lease of a stormwater department vehicle \$3,000.

**53-40-910 – Admin Charge to General Fund** - Funds transferred to the General Fund based upon Stormwater Department expenses that are incurred through the General Fund.

**53-40-999 Reserves** - Surplus funds added to the fund balance. Those funds are saved to pay for future capital projects, as shown in the master plan.





Impact fees are charged with residential and commercial building permits. The funds are used to pay for adding capacity that is necessary to keep up with growth.

# Impact Fee Funds







**56-40-760 Reserves** - Funds that are not allocated to be spent in this year's budget.





## Street Impact Fees

Revenue	Account Number	Actual			
		Actual FY 2019-20	Year-to-date FY 2020-21	Budget FY 2020-21	Final Budget FY 2021-22
Appropriated Fund Balance	59-37-601	\$ -	\$ -	\$ -	\$ -
Interest Earned	59-37-610	\$ -	\$ -	\$ 1,000	\$ 1,000
Street Impact Fees	59-37-790	\$ 467	\$ 62,977	\$ 44,000	\$ 44,000
<b>Total Revenues</b>		<b>\$ 467</b>	<b>\$ 62,977</b>	<b>\$ 45,000</b>	<b>\$ 45,000</b>

Expenses	Account Number	Actual			
		Actual FY 2019-20	Year-to-date FY 2020-21	Budget FY 2020-21	Final Budget FY 2021-22
Reserves	59-40-760	\$ -	\$ -	\$ 45,000	\$ 45,000
<b>Total Capital Expenditures</b>		<b>\$ -</b>	<b>\$ -</b>	<b>\$ 45,000</b>	<b>\$ 45,000</b>

**Surplus/(Deficit)** **\$ 62,977**

Beginning Cash Balance (Est.)	<b>\$ 175,343</b>
Reserves (Fund Balance App.)	<b>\$ 45,000</b>
<b>Ending Cash Balance (Est.)</b>	<b>\$ 220,343</b>

### Revenue:

**59-37-601 Appropriated Fund Balance** - This account is used to allocate funds appropriated out of the fund balance from previous contributions.

**59-37-610 Interest Earned** - Revenue generated from interest earned on all fund balances of money held in interest bearing accounts. This is apportioned out once per year at the end of the fiscal year to each of the individual funds based on the percentage of the total fund balance.

**59-37-790 Street Impact Fees** - Revenue based on 50 new homes anticipated to be built in the coming fiscal year. The street impact fee for a new residential home is \$887.

### Expenditures:

**59-40-760 Reserves** - Surplus funds added to the fund balance. Those funds are saved to pay for future projects, as shown in the master plan.

## Nibley City Employees- Current and Projected Fiscal Year

Department	Position Title	Step	FT Actual FY20-21	FT Actual FY21-22
<b>Administration</b>				
	City Manager	Salaried	1	1
	Treasurer	Salaried - 7	1	1
	Deputy Recorder	7	1	1
	AP Clerk	Salaried - 3	1	1
	Office Specialist	3	1	1
	Office Specialist	3	1	1
	Custodian	2	0.25	0.25
<b>Public Works</b>				
	Public Works Director	Salaried - 10	1	1
	City Engineer	Salaried - 10	0	1
	Public Works Inspector	5	0	0.50
<b>Parks</b>				
	Parks Superintendent	7	1	1
	Parks Employee	5	2	2
	Seasonal Parks Employee	3	2	5
<b>Streets</b>				
	Streets Superintendent	7	0.50	0.50
	Streets Operator	5	0.50	0.50
	Seasonal Streets Employee	3	0.25	0.50
	Crossing Guard	1	1.34	1.34
<b>Stormwater</b>				
	Stormwater Superintendent	7	0.50	0.50
	Stormwater Operator	5	0.50	0.50
	Seasonal Stormwater	3	0.25	0.50
<b>Water</b>				
	Water Superintendent	7	0.50	0.50
	Water Operator	6	1	1
<b>Sewer</b>				
	Sewer Superintendent	7	0.50	0.50
	Sewer Operator	6	1	1
<b>Planning/Building</b>				
	City Planner	Salaried - 8	1	1
	Building Inspector	6	1	1.50
	Commercial Inspector	Contact	0.01	0.01
<b>Recreation</b>				
	Recreation Director	Salaried - 7	0.90	1.00
	Recreation Employee	4	0.50	1.00
	Recreation Seasonal	3	0.50	0.50
	Group Fitness Teacher	5	0.16	0.16
<b>Emergency</b>				
	Emergency Manager	6	0.25	0.25
			Total FTE	28.76

## Nibley City Pay Grade System 2021-22

5% between steps; 2% COLA from FY20-21

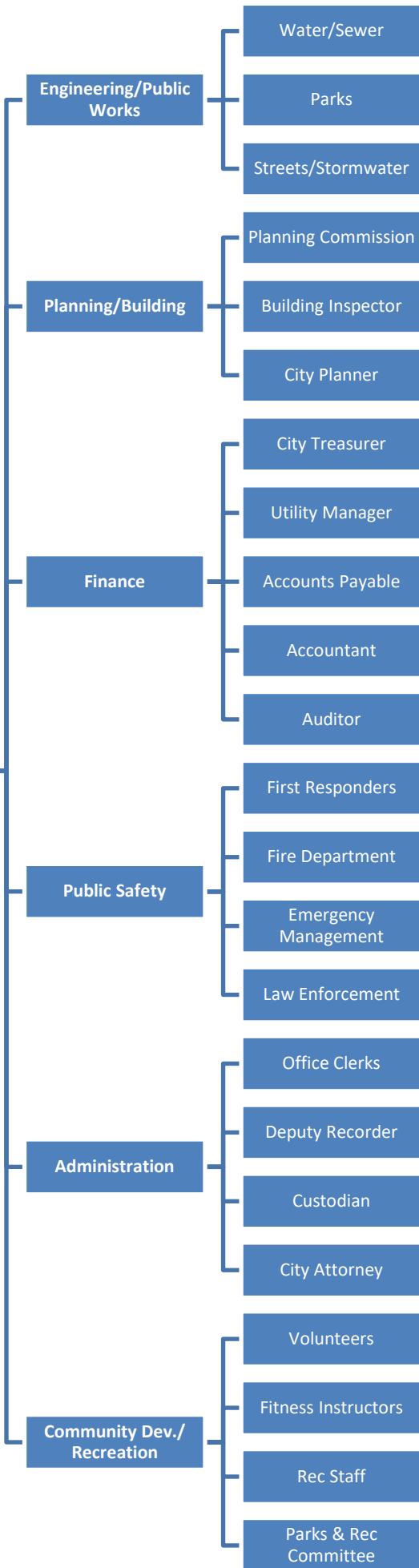
	A	B	C	D	E	F	G	H	I
<b>1</b>	\$ 9.05	\$ 9.50	\$ 9.98	\$ 10.48	\$ 11.00	\$ 11.55	\$ 12.13	\$ 12.73	\$ 13.37
<b>Annual</b>	\$ 18,824.00	\$ 19,765.20	\$ 20,753.46	\$ 21,791.13	\$ 22,880.69	\$ 24,024.72	\$ 25,225.96	\$ 26,487.26	\$ 27,811.62
<b>2</b>	\$ 10.44	\$ 10.96	\$ 11.51	\$ 12.09	\$ 12.69	\$ 13.32	\$ 13.99	\$ 14.69	\$ 15.42
<b>Annual</b>	\$ 21,715.20	\$ 22,800.96	\$ 23,941.01	\$ 25,138.06	\$ 26,394.96	\$ 27,714.71	\$ 29,100.44	\$ 30,555.47	\$ 32,083.24
<b>3</b>	\$ 12.05	\$ 12.65	\$ 13.29	\$ 13.95	\$ 14.65	\$ 15.38	\$ 16.15	\$ 16.96	\$ 17.80
<b>Annual</b>	\$ 25,064.00	\$ 26,317.20	\$ 27,633.06	\$ 29,014.71	\$ 30,465.45	\$ 31,988.72	\$ 33,588.16	\$ 35,267.56	\$ 37,030.94
<b>4</b>	\$ 13.93	\$ 14.63	\$ 15.36	\$ 16.13	\$ 16.93	\$ 17.78	\$ 18.67	\$ 19.60	\$ 20.58
<b>Annual</b>	\$ 28,974.40	\$ 30,423.12	\$ 31,944.28	\$ 33,541.49	\$ 35,218.56	\$ 36,979.49	\$ 38,828.47	\$ 40,769.89	\$ 42,808.39
<b>5</b>	\$ 16.12	\$ 16.93	\$ 17.77	\$ 18.66	\$ 19.59	\$ 20.57	\$ 21.60	\$ 22.68	\$ 23.82
<b>Annual</b>	\$ 33,529.60	\$ 35,206.08	\$ 36,966.38	\$ 38,814.70	\$ 40,755.44	\$ 42,793.21	\$ 44,932.87	\$ 47,179.51	\$ 49,538.49
<b>6</b>	\$ 18.63	\$ 19.56	\$ 20.54	\$ 21.57	\$ 22.64	\$ 23.78	\$ 24.97	\$ 26.21	\$ 27.52
<b>Annual</b>	\$ 38,750.40	\$ 40,687.92	\$ 42,722.32	\$ 44,858.43	\$ 47,101.35	\$ 49,456.42	\$ 51,929.24	\$ 54,525.70	\$ 57,251.99
<b>7</b>	\$ 21.57	\$ 22.65	\$ 23.78	\$ 24.97	\$ 26.22	\$ 27.53	\$ 28.91	\$ 30.35	\$ 31.87
<b>Annual</b>	\$ 44,865.60	\$ 47,108.88	\$ 49,464.32	\$ 51,937.54	\$ 54,534.42	\$ 57,261.14	\$ 60,124.19	\$ 63,130.40	\$ 66,286.92
<b>8</b>	\$ 24.97	\$ 26.22	\$ 27.53	\$ 28.91	\$ 30.35	\$ 31.87	\$ 33.46	\$ 35.14	\$ 36.89
<b>Annual</b>	\$ 51,937.60	\$ 54,534.48	\$ 57,261.20	\$ 60,124.26	\$ 63,130.48	\$ 66,287.00	\$ 69,601.35	\$ 73,081.42	\$ 76,735.49
<b>9</b>	\$ 28.97	\$ 30.42	\$ 31.94	\$ 33.54	\$ 35.21	\$ 36.97	\$ 38.82	\$ 40.76	\$ 42.80
<b>Annual</b>	\$ 60,257.60	\$ 63,270.48	\$ 66,434.00	\$ 69,755.70	\$ 73,243.49	\$ 76,905.66	\$ 80,750.95	\$ 84,788.49	\$ 89,027.92
<b>10</b>	\$ 33.58	\$ 35.26	\$ 37.02	\$ 38.87	\$ 40.82	\$ 42.86	\$ 45.00	\$ 47.25	\$ 49.61
<b>Annual</b>	\$ 69,846.40	\$ 73,338.72	\$ 77,005.66	\$ 80,855.94	\$ 84,898.74	\$ 89,143.67	\$ 93,600.86	\$ 98,280.90	\$ 103,194.94

Nibley Citizens



Mayor  
City Council

City Manager





---

## NIBLEY CITY OVERVIEW

---

**Date of Settlement:** 1855

**Date of Incorporation:** 1935

**Population Estimate:** 8,000

**Form of Government:** City Manager by Ordinance

**Area:** 4.5 sq. miles

**Elevation:** 4,554

**Miles of streets:** 33

**Police Protection:** Cache County Sheriffs Department (Contracted)

**Fire protection:** Hyrum City (Contracted)

**Number of fire stations:** 1 (Located in Hyrum City)

**First Responders:** Cache County EMS

**Animal Control:** Cache County Animal Control (Contracted)/Cache Humane Society

### Schools:

Nibley Elementary

- Number of classrooms: 19
- Number of teachers: 19
- Number of students: 496

Heritage Elementary

- Number of classrooms: 26
- Number of teachers: 35
- Number of students: 658

Thomas Edison Charter School

- Number of classrooms: 50
- Number of teachers: 40
- Number of students: 802

Ridgeline High School (Located in Millville)

- Number of classrooms: 67
- Number of teachers: 67
- Number of students: 1,409

### Municipal Water Department

Number of connections: 2,006

Annual consumption in gallons: 500,000

Miles of water mains: 37

Wells: 3

Springs: Yeates Spring (Out of Service)

Storage capacity: 3 Reservoirs 3,350,000 Gallons

### Municipal Sewer Department

Number of connections: 1,903

Miles of sewer lines: 30 Miles

Treatment plants: 1, Logan City (Contracted)

Lift Stations: 4

### Solid Waste and Disposal Department – Logan City Environmental (Contracted)

#### Public Buildings:

City Offices/Community Center  
Anhder Park Building (Historic City Hall)

Public Works

#### Public Parks:

Virgil Gibbons Heritage Park  
Elk Horn Park  
Morgan Farm  
Discovery Disc Golf Course  
Shadowbrook Park  
Meadow View Park

Nibley Gardens  
Anhder Park  
Clear Creek  
Neighborhood Park  
Veterans Memorial Park  
Firefly Park